

The European Commission's science and knowledge service

Joint Research Centre



European
Commission

Opening & Introduction

William Becker

Impact and Methodology of Indicators and Scoreboards Workshop

22-23rd March 2018, Ispra, Italy

Where am I?



The need for evidence to inform policy



JRC's Mission

***“ As the science and knowledge service
of the Commission our mission is to support
EU policies with independent evidence
throughout the whole policy cycle ”***



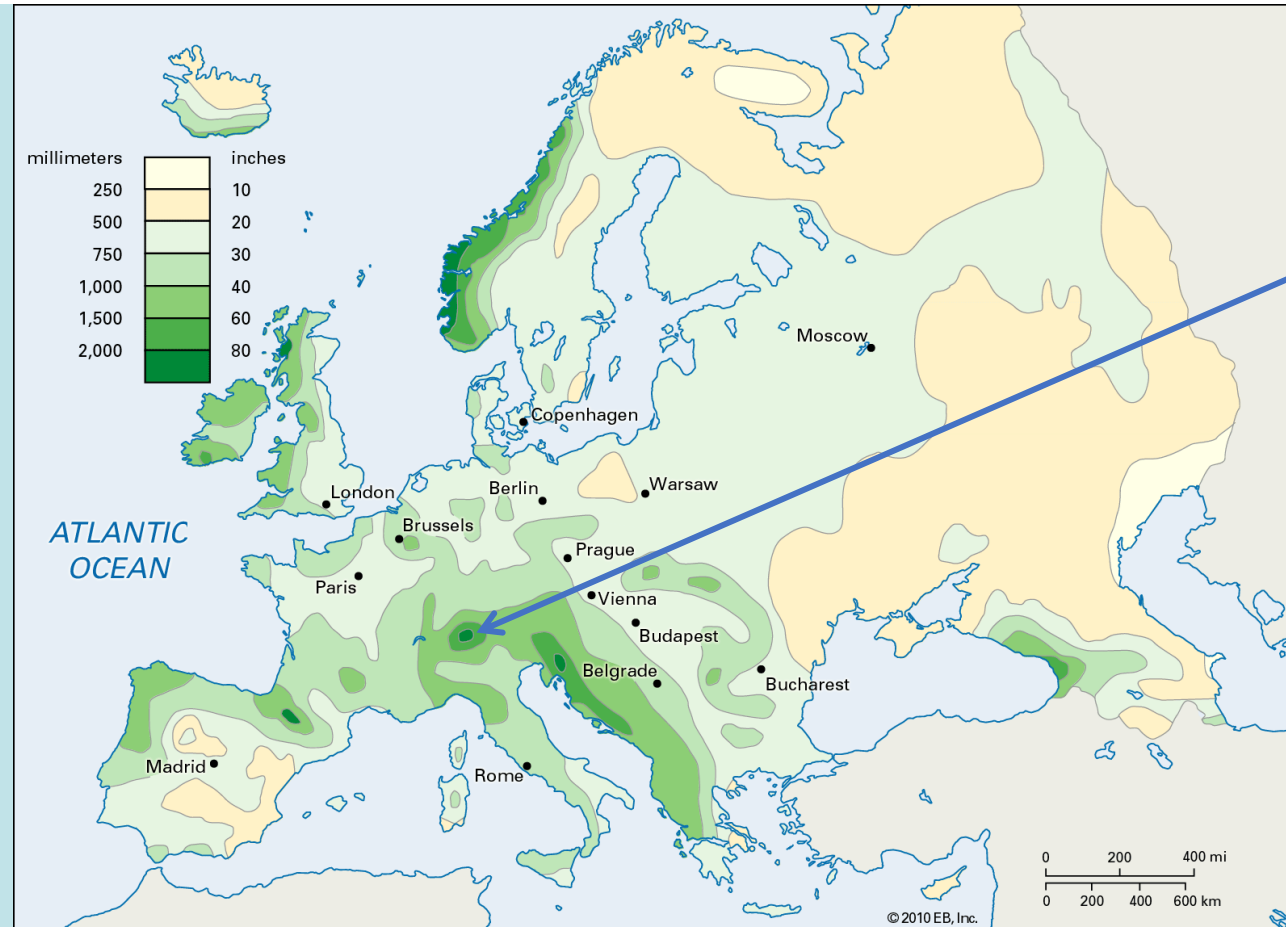
JRC sites

Headquarters in Brussels
and research facilities located
in **5 Member States:**

- Belgium (Geel)
- Germany (Karlsruhe)
- Italy (Ispra)
- The Netherlands (Petten)
- Spain (Seville)

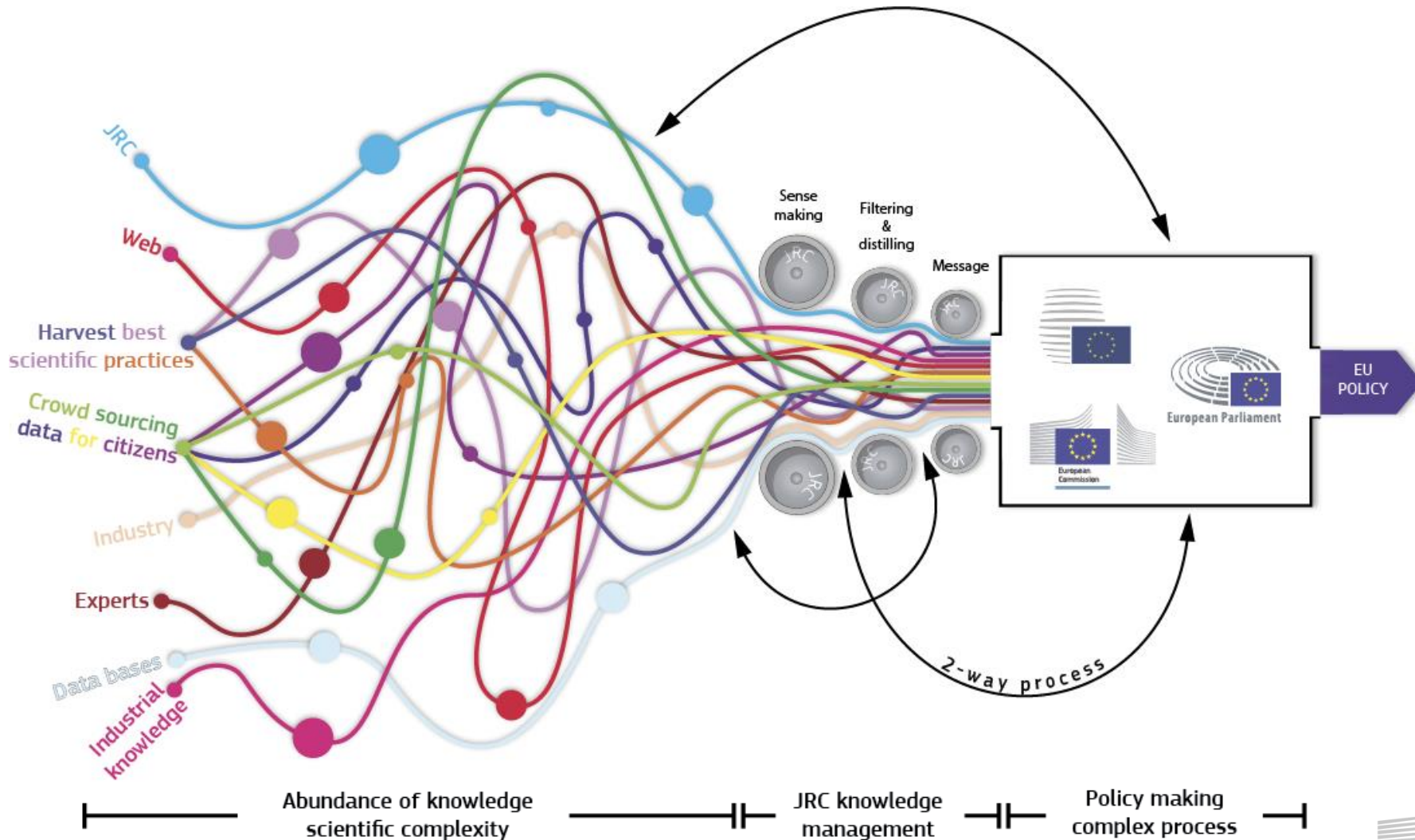


JRC Ispra



You are here

Dealing with the information overload



Knowledge Centres

**Disaster Risk
Management
Knowledge Centre**



**Knowledge
Centre on
Migration and
Demography**



**Knowledge Centre
for Territorial
Policies**



**Knowledge Centre
on Bioeconomy**



**Knowledge Centre
for
Food Fraud
and Quality**



Competence Centres

**Competence Centre on
Composite Indicators
and Scoreboards**



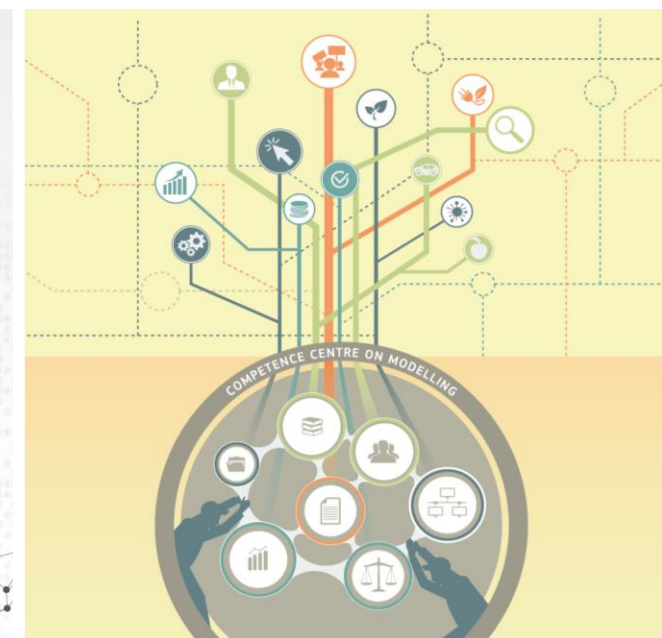
**Competence Centre
on Microeconomic
Evaluation**



**Competence Centre
on Text Mining
and Analysis**



**Competence Centre
on Modelling**



Competence Centre COIN

Provide

- ✓ scientific expertise
- ✓ state-of-art methods
- ✓ tools

to inform policies in any policy field

The European Commission's
Competence Centre on Composite
Indicators and Scoreboards



Our aims

- 📖 Serve as **reference point** for **EU policy makers** on monitoring multi-dimensional phenomena
- 📖 Maintain the **global recognition** in auditing composite indicators and scoreboards

Competence Centre COIN

What we do



Support to EU Services (> 40 indices & scoreboards)

E.g., Social Scoreboard for the European Pillar of Social Rights (26/04/2017; CAB Juncker), Cultural and Creative Cities Monitor (06/07/2017; Commissioner Navracsics)



Collaborations with international partners (> 100 audits)

E.g, Global Innovation Index (INSEAD, WIPO), Commitment to Reducing Inequality Index (Oxfam), Financial Secrecy Index (Tax Justice Network)



Methodology

Jointly with the OECD quality control frame (conceptual coherence, multivariate analysis, sensitivity analysis, multi-criteria decision analysis, statistics and policy)



Training & Community of Practice (CoP) on Composite Indicators and Scoreboards

8-12 October 2018, Ispra (16th year for the training and 3rd year for the CoP)

Ever increasing number of monitoring tools

150

composite indicators
and scoreboards

developed or used by the EC

*[**COIN Data Hub**,
available end 2018]*

50% of the EC indices/scoreboards are developed
with JRC contribution

EC College	• Social Scoreboard
DG JRC	• Cultural and Creative Cities Monitor
EEAS	• ASEM Sustainable Connectivity (Oct. 2018)
DG REGIO	• Europe 2020 Index
DG GROW	• Small Business Act Principles
DG RTD	• Innovation Output Indicator
DG ECHO	• Index for Risk Management (INFORM)
DG JUST	• Consumer Conditions & Markets
ECB	• Systemic Risk Heat Maps

Requests for JRC audits

UNDP	• Human Development Index
Oxfam	• Commitment to Development Index
UN IFAD	• Multidimensional Poverty Assessment Tool
WIPO	• Global Innovation Index
ITU	• ICT Development Index
TJN	• Financial Secrecy Index

100 requests for JRC audits by international partners (UN, UNICEF, Tax Network, WEF, INSEAD, WIPO, UN-IFAD, FAO, Harvard U., Yale U., Columbia U., Cornell U.)

Forbes

The EC JRC is an in-house science centre providing technical advice to a variety of projects throughout Europe. As part of that mission it is also an expert reviewer of project methodologies, says Siddharth Bannerjee, Nesta project lead for the EDCI. It's important to be rigorous about methodology. It's how bias can sneak in when not expected," he adds. "The EC JRC may not be well known outside certain circles, but it is the ultimate indicator of what a composite index looks like."

Indices are powerful advocacy tools

*COIN helps to ensure that composite indicators are ...
developed sensibly and used responsibly.*

- ✓ '**Sensible development**' of a composite indicator implies a quality control process based on both conceptual and statistical considerations.
- ✓ '**Responsible use**' calls for care in drawing conclusions and recommendations without taking into account the conceptual context in which composite indicators were developed.

The European Commission's Competence Centre on Composite Indicators and Scoreboards



Workshop on Impacts and Methodology of Indicators and Scoreboards

- Bring together experts to discuss trends in indicator use and impacts/consequences
- Discuss new ideas for improving the construction of scoreboards and composite indicators
- Strengthen networks between researchers and practitioners

Day 1

Impacts, uses, risks of indicators. Policy interactions, media interaction, and implications for scoreboard design. Sustainable development.

Day 2

Methodological advances on synthesising indicator frameworks.



THANK YOU

Welcome to email us at: jrc-coin@ec.europa.eu

COIN in the EU Science Hub

<https://ec.europa.eu/jrc/en/coin>

COIN tools are available at:

<https://composite-indicators.jrc.ec.europa.eu/>

The European Commission's
Competence Centre on Composite
Indicators and Scoreboards

