

The COMMUNITY of PRACTICE

The HUMAN FREEDOM INDEX

A GLOBAL MEASUREMENT OF PERSONAL, CIVIL AND ECONOMIC FREEDOM

TANJA PORČNIK
CATO INSTITUTE & VISIO INSTITUTE

THE COMPOSITE INDICATORS AND SCOREBOARDS MEETING
JRC, ISPRA, ITALY – NOVEMBER 8-9, 2018

HOW TO MEASURE FREEDOM?



1990-1995

- Literature Review, Developing the Framework, Selection of Indicators, Data Collection, Data Treatment, Normalization, Weighting, Aggregation, Statistical Coherence

1996→

- The Economic Freedom of the World

2007-2012

- Literature Review, Developing the Framework, Selection of Indicators, Data Collection, Data Treatment, Normalization, Weighting, Aggregation, Statistical Coherence

2013

- A Prototype of the Human Freedom Index

2015→

- The Human Freedom Index

DATA

- 3rd party & freely available (WJP, UN, EIU, UniMD, Freedom House, IPD, PEW, CPJ, ILGA, WB, IMF, OECD, WTO, EBRD, WEF)
- 79 (quantitative) indicators
- 159 countries (162 in the upcoming report)
- 2008-2015 (2008-2016 in the upcoming report)

DATA TREATMENT

- Missing values (regression)
- Treatment of outliers (Winzorization)
- MinMax

THE INDEX

- Transparency in methodology
- Publicly available data may be restructured
- May be restructured
- Work in progress

HUMAN FREEDOM (79)

Personal Freedom (37)

Rule of Law (3)

Security and Safety (10)

Movement (3)

Religion (3)

Association, Assembly, and Civil
Society (5)

Expression and Information (7)

Identity and Relationships (6)

Economic Freedom (42)

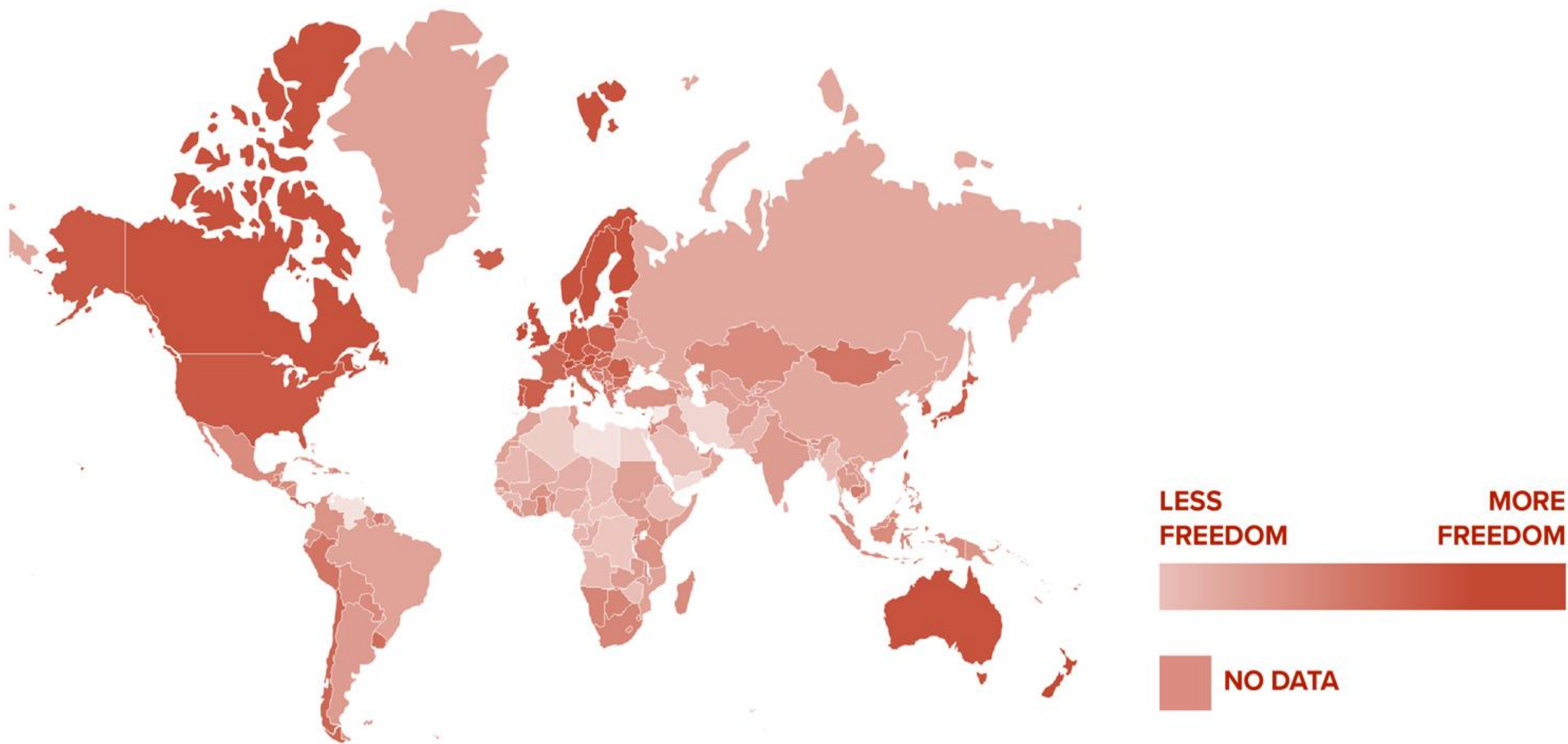
Government Consumption (5)

Legal System and Property Rights (9)

Sound Money (4)

Freedom to Trade Internationally (9)

Regulation (15)



Source: Vásquez and Porčnik, *The Human Freedom Index 2017*.

HUMAN FREEDOM

TOP 10

Freedom Rank	Freedom Rank Change	Country/Territory	HUMAN FREEDOM	Freedom Score Change
1	▲ 1	Switzerland	8.89	▲ 0.03
2	▼ 1	Hong Kong	8.88	▼ 0.15
3	=	New Zealand	8.86	▲ 0.06
4	▲ 4	Ireland	8.68	▲ 0.09
5	=	Australia	8.60	▼ 0.04
6	▲ 1	Finland	8.58	▼ 0.04
7	▲ 2	Norway	8.57	▼ 0.02
8	▼ 2	Denmark	8.56	▼ 0.08
9	▲ 3	Netherlands	8.55	▲ 0.05
9	▲ 1	United Kingdom	8.55	▼ 0.02

Source: Vásquez and Porčnik, *The Human Freedom Index 2017*.

HUMAN FREEDOM

BOTTOM 10

Freedom Rank	Freedom Rank Change	Country/Territory	HUMAN FREEDOM	Freedom Score Change
150	▼ 22	Burundi	5.27	▼ 0.92
151	▲ 3	Central African Rep.	5.16	▲ 0.19
152	▲ 4	Congo, Dem. Rep. of	5.14	▲ 0.23
153	▼ 1	Algeria	5.05	▼ 0.01
154	▲ 5	Iran	4.83	▲ 0.31
155	▼ 5	Egypt	4.79	▼ 0.45
156	▼ 3	Yemen, Rep.	4.59	▼ 0.42
157	=	Libya	4.37	▼ 0.28
158	▼ 3	Venezuela	4.34	▼ 0.61
159	▼ 1	Syria	4.04	▼ 0.51

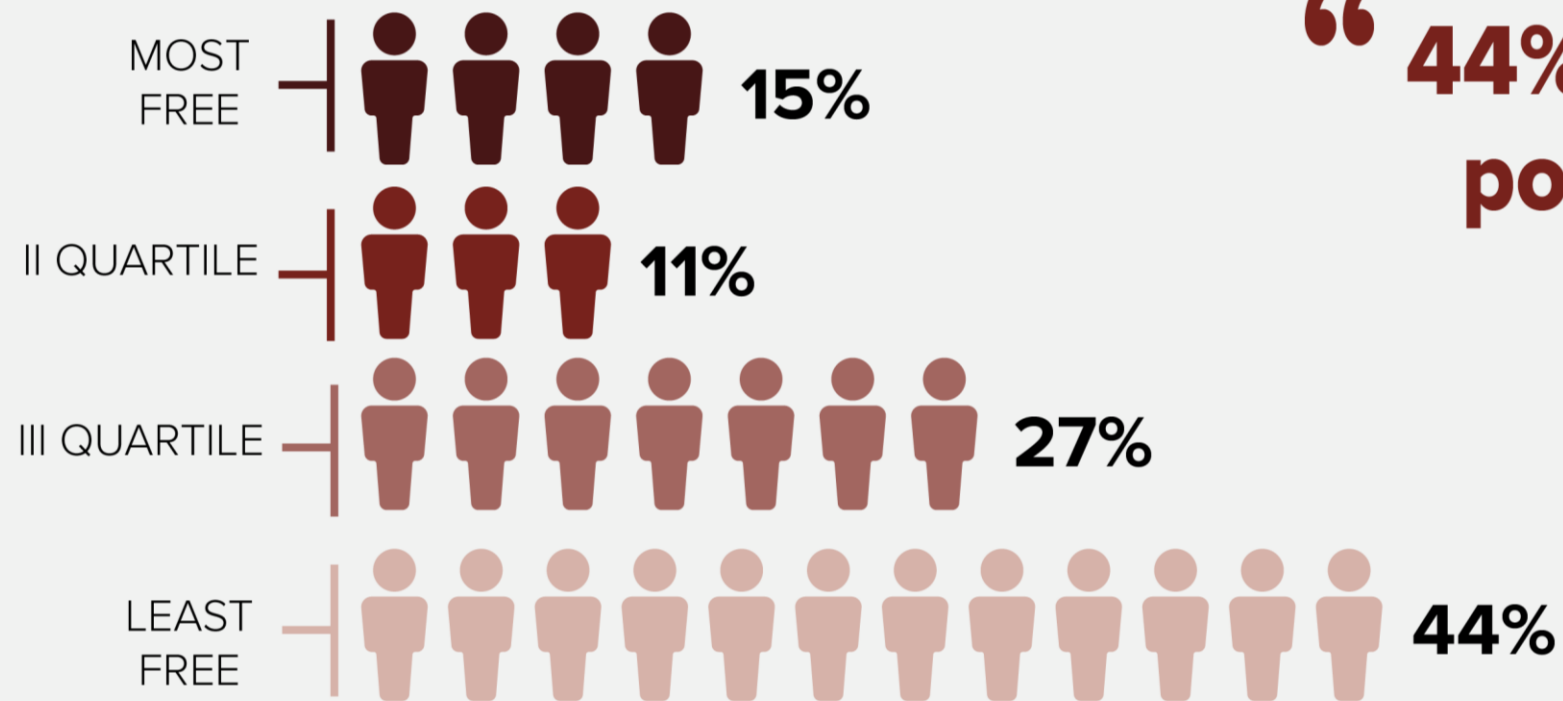
Source: Vásquez and Porčnik, *The Human Freedom Index 2017*.

Usage & Contribution to Policy or Advocacy

- ACADEMIA
- EXECUTIVE BRANCH
- LEGISLATIVE BRANCH
- POLITICS
- NGOs
- MEDIA
- INFORMED PUBLIC

The background features a series of concentric circles in light gray, some solid and some dashed, creating a ripple effect. A large, solid orange oval is positioned in the center, containing the text. A thick, dark gray curved line sweeps across the bottom left, partially overlapping the orange oval.

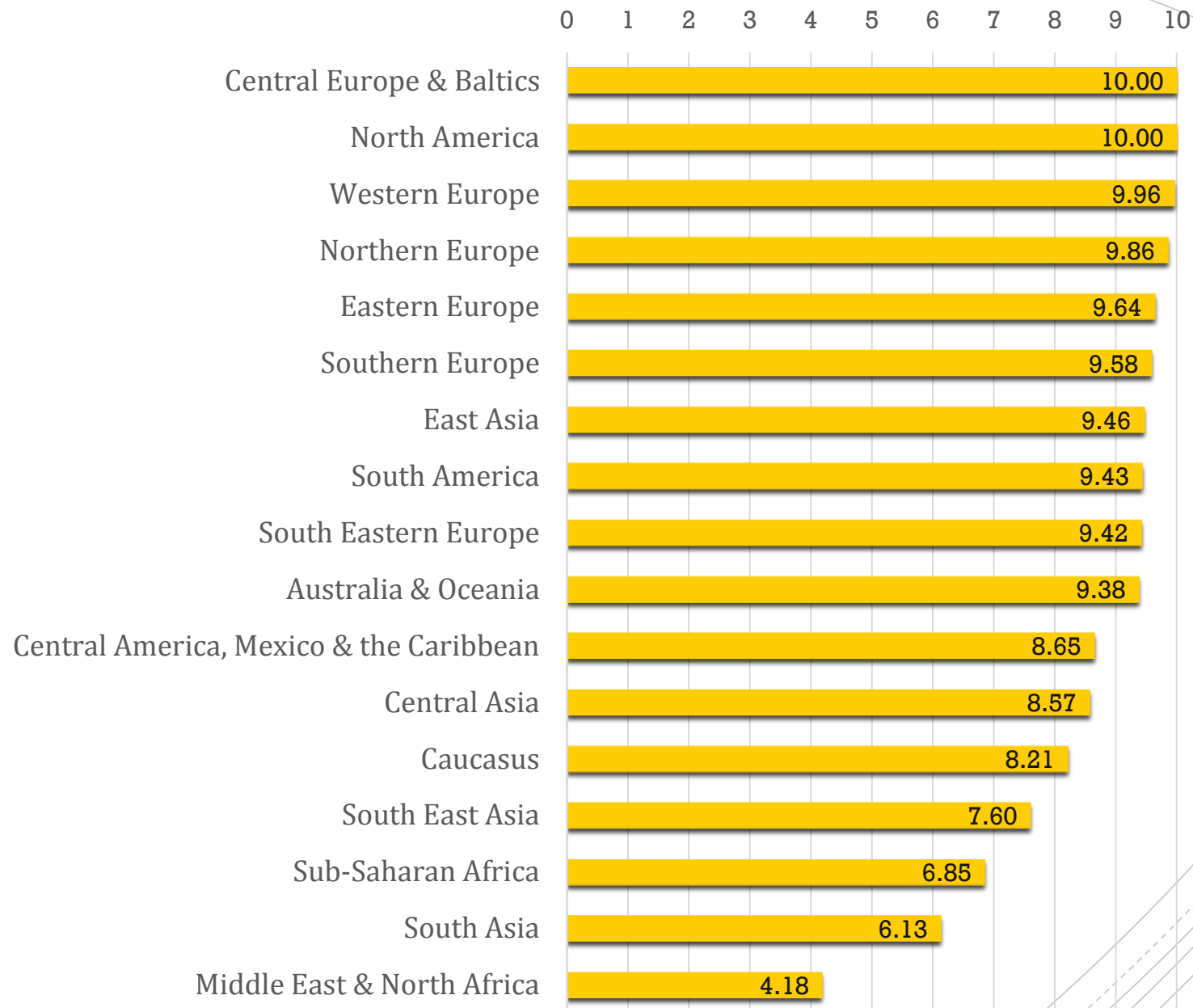
A TOOL:
population groups,
regional levels, income,
well-being, democracy,
etc.



“ 44% of the world population lives in the bottom quartile of countries that have low levels of freedom. ”

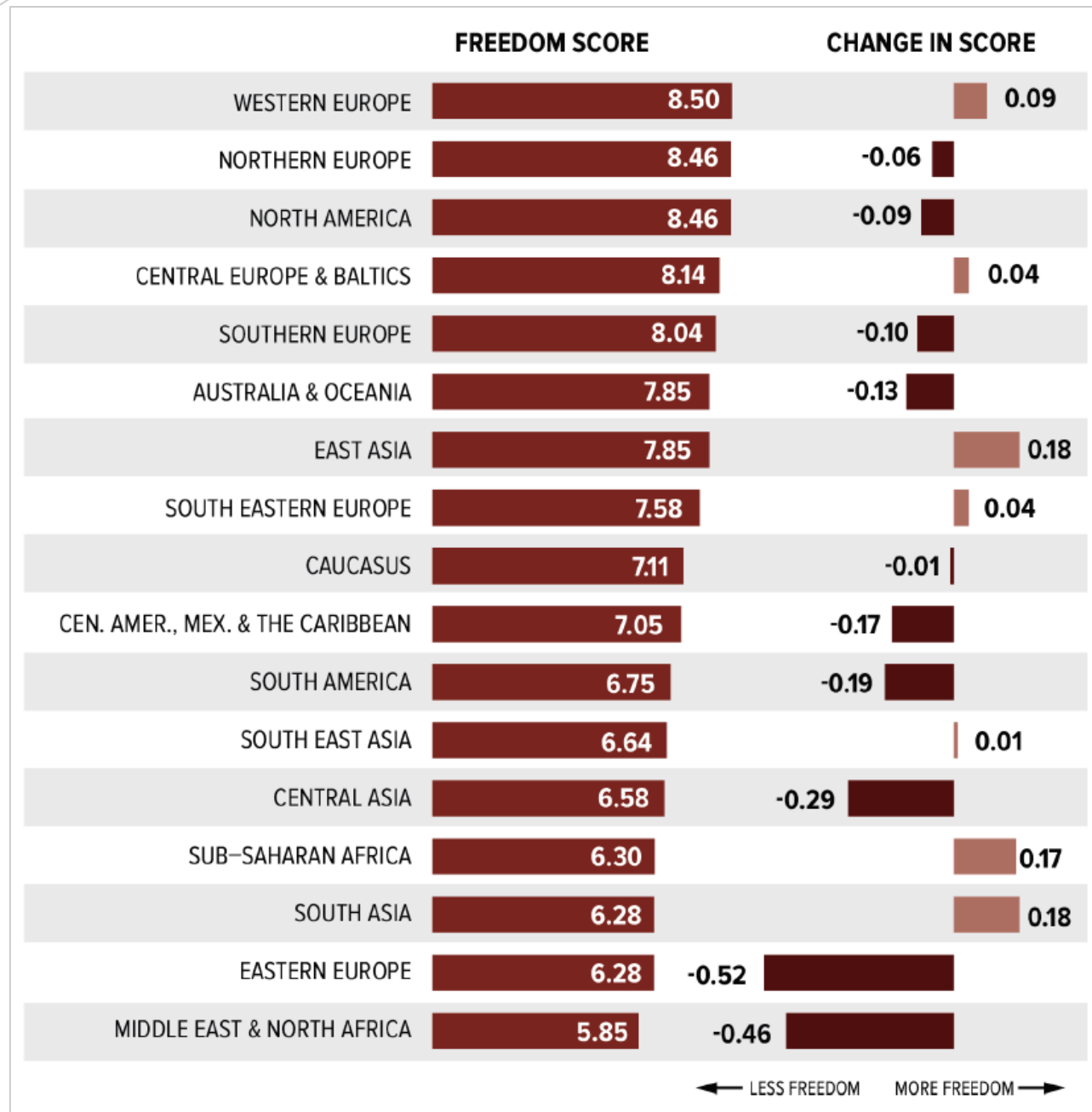
Source: Vásquez and Porčnik, *The Human Freedom Index 2017*.

Women-Specific Personal Freedoms



Source: Vásquez and Porčnik, *The Human Freedom Index 2017*.

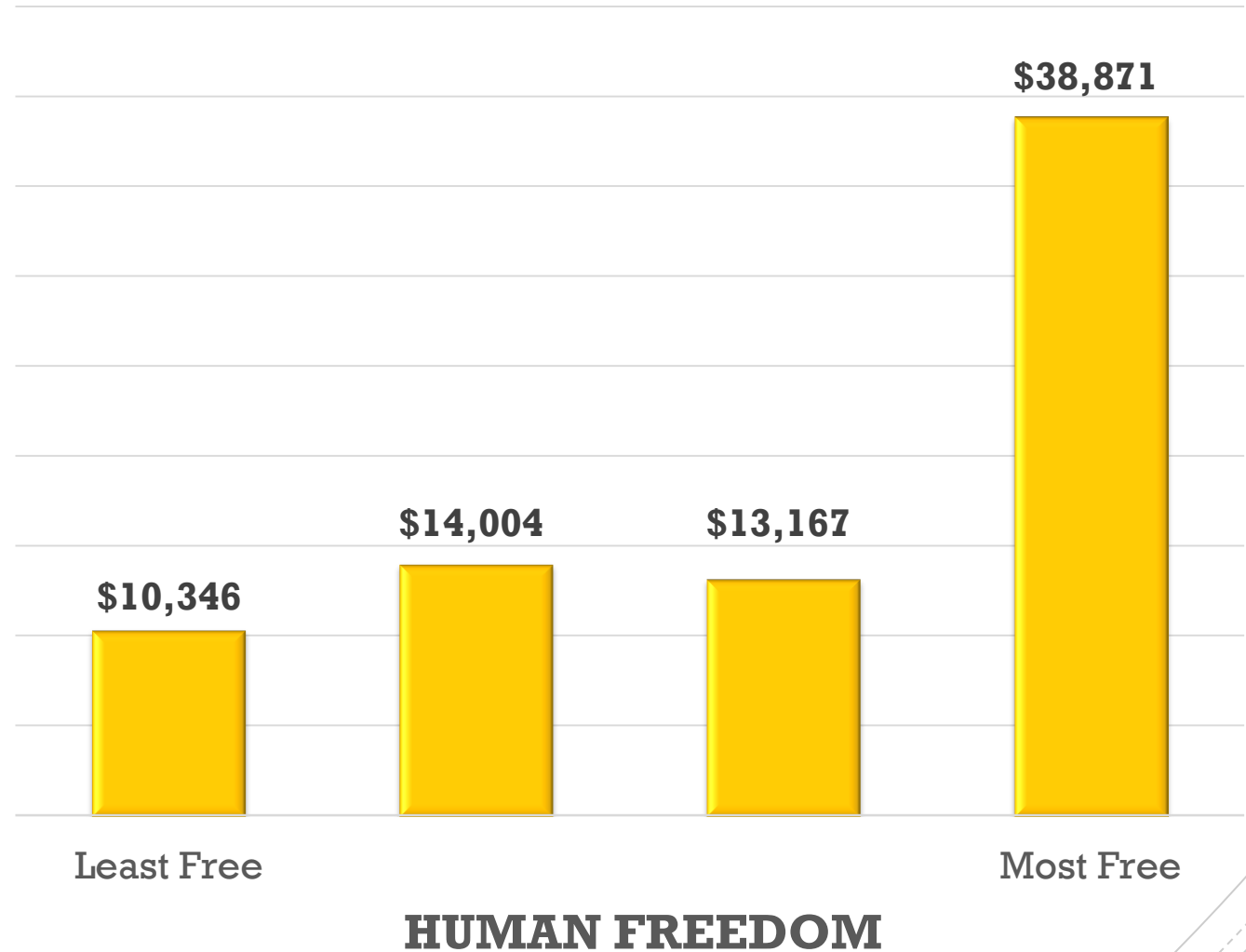
17 Regions



Source: Vásquez and Porčnik, *The Human Freedom Index 2017*.

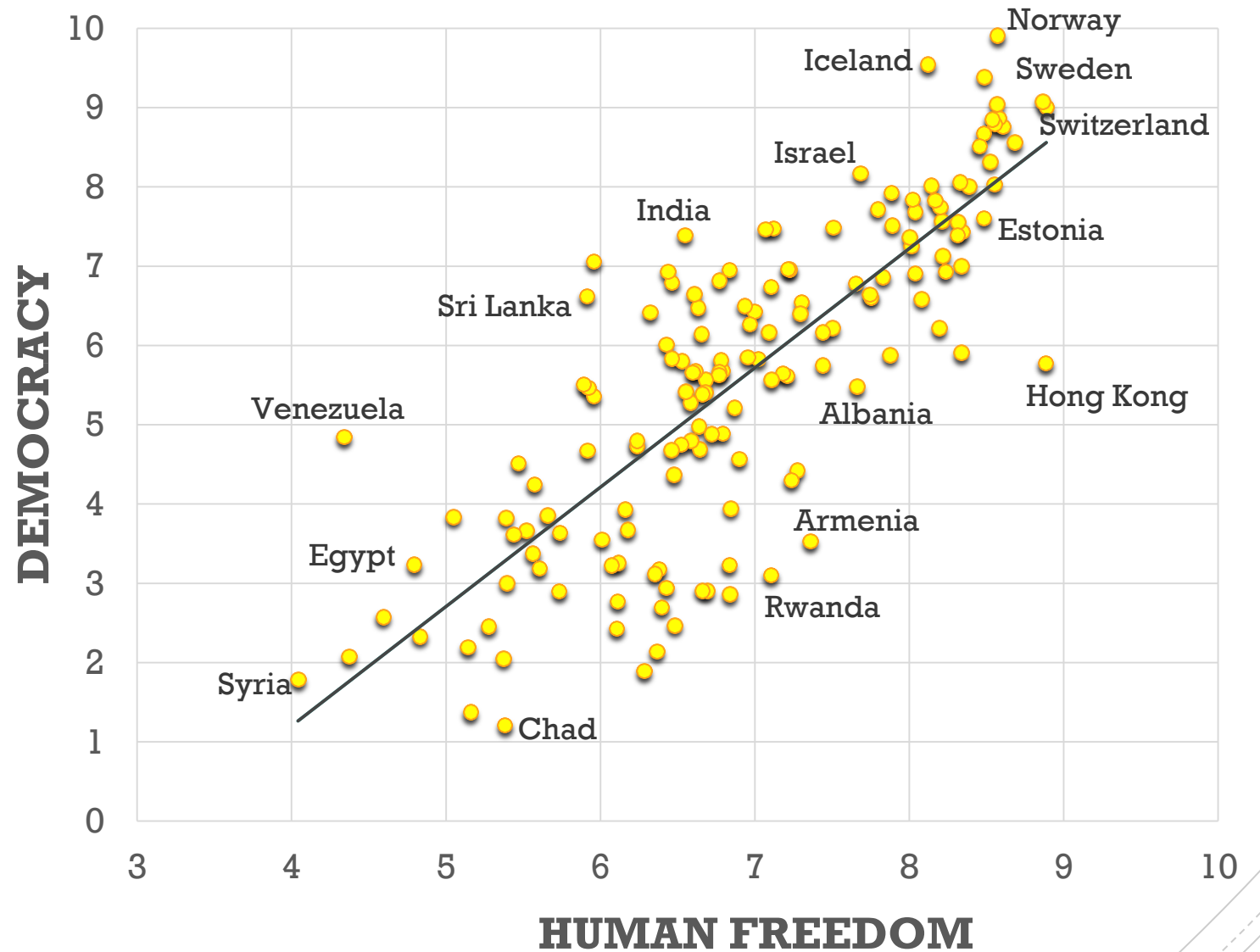
Human Freedom and Income

INCOME PER CAPITA



Source: Vásquez and Porčnik, *The Human Freedom Index 2017*.

Human Freedom and Democracy



Source: Vásquez and Porčnik, *The Human Freedom Index 2017*.

The Biggest Challenges

- **DEVELOPING THE FRAMEWORK:**
1990—1992 & 2005—2008
- **SELECTION OF INDICATORS:**
1993-1995, 2009—2012 & ongoing

Dissemination Strategy



**Press
Release**



Print Copies



Website



**Articles /
Papers**



**Talks /
Workshops**



Colloquiums



**Media
Appearances**

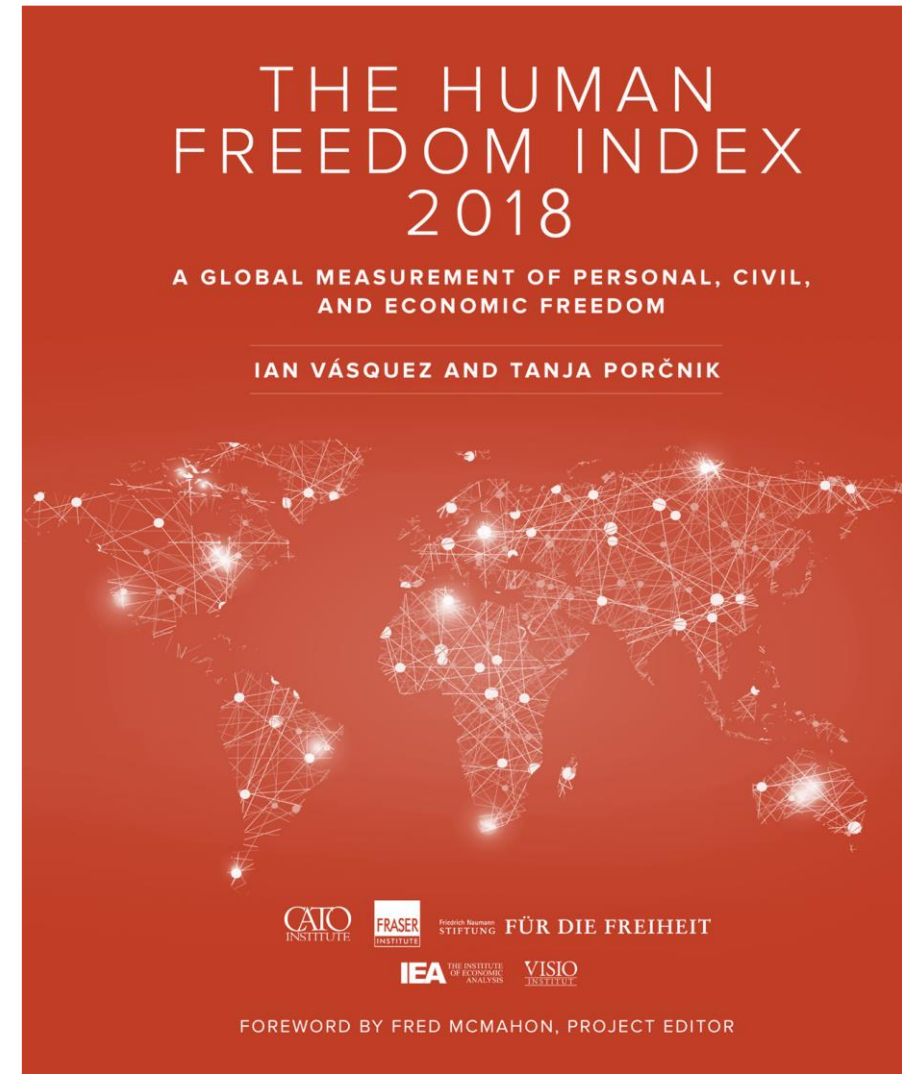


Social Media

December 10th, 2018

The HUMAN FREEDOM INDEX 2018

The 4th EDITION



#FreedomIndex18

THANK YOU.



tanja.porcnik@visio-institut.org