



# Monitoring Sustainable Development in an EU context

**Nicola Massarelli – Eurostat**

**Europe 2020 and Sustainable Development indicators**

"The Impacts and Methodology of Indicators and Scoreboards"  
Joint Research Centre, 22-23 March 2018

# Monitoring the SDGs in an EU context

## Key features

1. Context
2. Indicator selection
3. Communication
4. Evaluation

# Eurostat's monitoring report of the EU Sustainable Development Strategy

EU SD Strategy



SDS Monitoring report  
**biannually**



Reporting  
on UN-SDGs

2001 – 2005

2006 – 2012

2013

2014

2015

2016

■ EU SDS (2001)

■ Renewed EU SDS (2006)

■ EU SDS Review (2009)

■ UN Rio+20 summit (2012)



■ EC communication "A Decent Life For All" (2013; 2014)

■ 2030 Agenda for Sustainable Development (2015)

# 2030 Agenda for SD: 17 goals, 169 targets



# Different levels of SDG monitoring

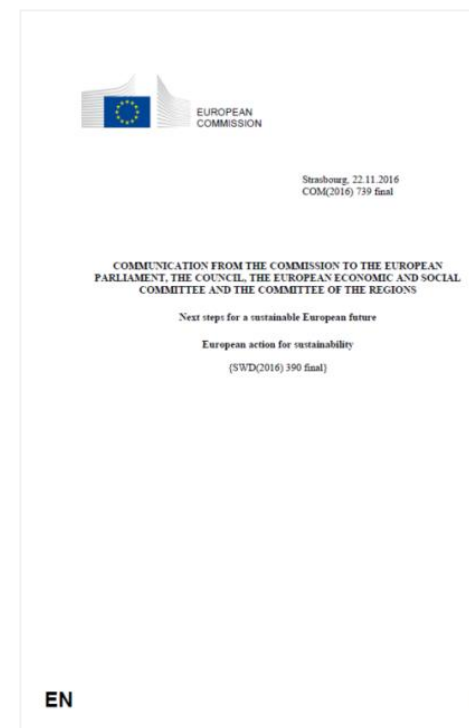
Level	Reference to be monitored	Main Actors	Indicator set
<b>Global (UN)</b>	Agenda 2030's 17 goals and 169 targets	UN Statistical Commission, IAEG-SDGs, "Custodian" agencies	Global list of 232 indicators. Includes unavailable indicators
<b>UN region (UNECE)</b>	Developing guidance for member countries but no monitoring carried out		
 <b>EU</b>	<b>SDGs in an EU context - focus on EU policies, COM(2016) 739 final</b>	<b>Eurostat, other Commission services, National statistical offices</b>	<b>EU SDG indicator set. Based on existing indicators</b> 
<b>National</b>	National SD strategies, implementation of Agenda 2030 in national policies	National statistical offices and other national agencies	National SD indicator sets (exist in some countries, are being developed in others)
<b>Thematic</b>	Individual SDGs or specific topics	Thematic institutions (e.g. UN thematic agencies)	More detailed indicator sets
<b>Other</b>	Alternative monitoring	NGOs, think tanks, other (e.g. OECD, Bertelsmann Stiftung)	Global or ad hoc indicators, different and ad hoc methodologies



# EU SDG monitoring: policy background

*Commission Communication COM(2016)  
739 on Next steps for a sustainable  
European future, released on  
22 November 2016*

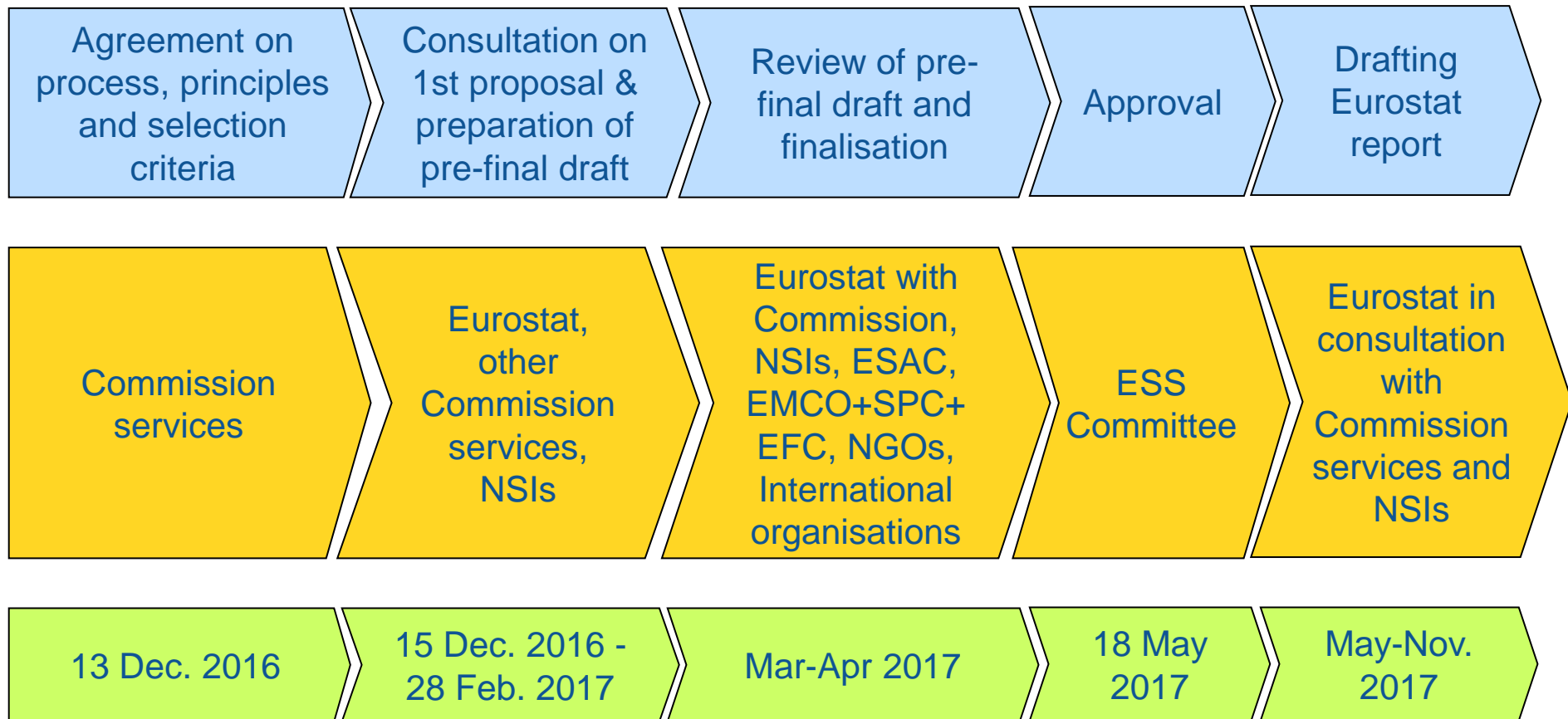
*«From 2017 onwards, the Commission will carry out more detailed regular monitoring of the Sustainable Development Goals in an EU context, **developing a reference indicator framework for this purpose**»*



# Definition of EU SDG indicator set: key features agreed upfront with stakeholders

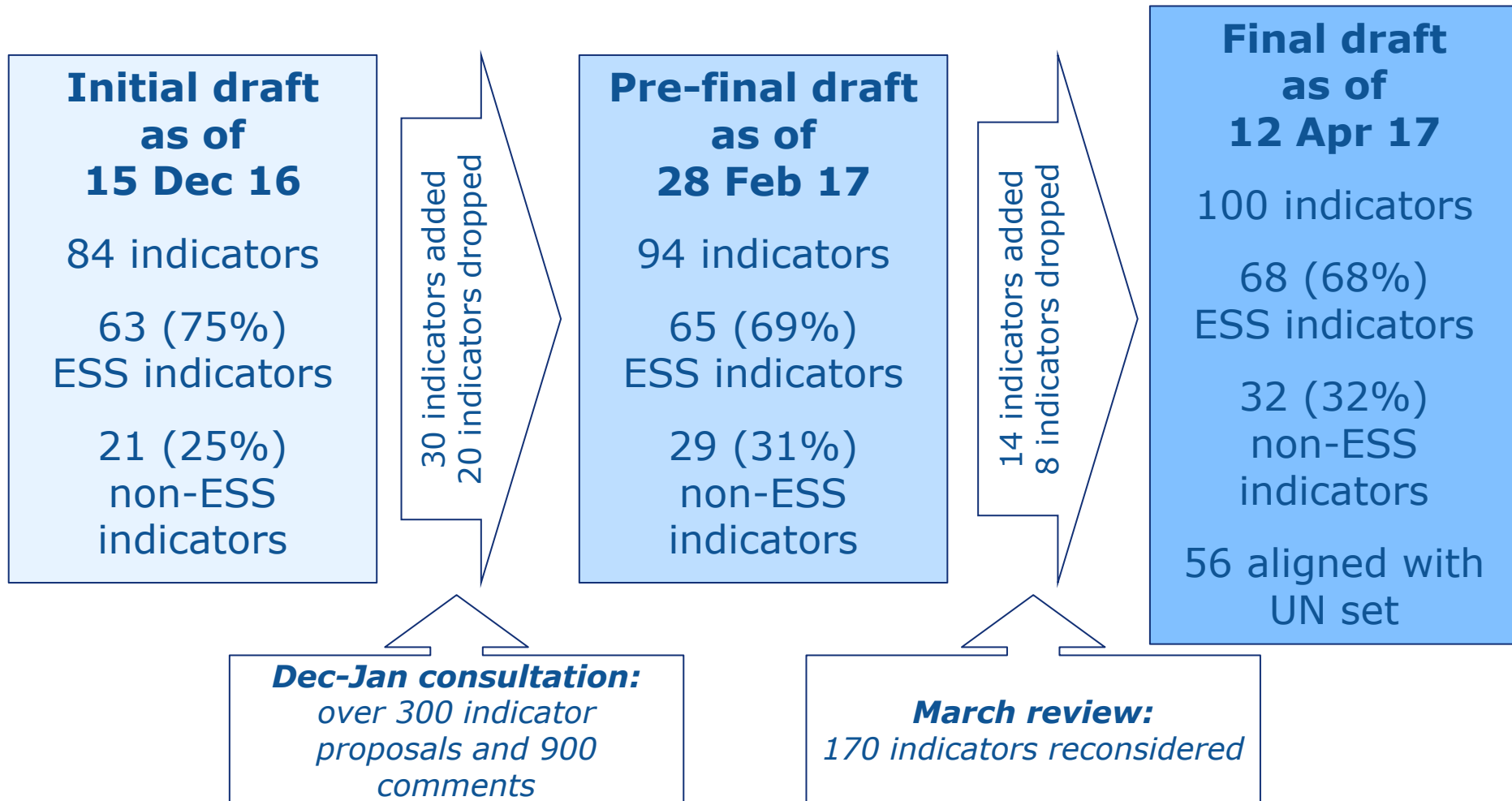
1. What to measure [*progress towards the SDGs in an EU context*] and how [*only already available indicators, as much as possible from the European Statistical System (ESS). Non-ESS indicators only if equivalent ESS indicators not available and provided they satisfy minimum quality requirements*]
2. Principles / structure of the set [*set structured along the 17 global SDGs; max. 100 indicators, evenly distributed across the SDGs; indicators meet agreed relevance and quality criteria; multipurpose indicators*]
3. Criteria to select the indicators [*focus on relevance and statistical quality. Code of Practice is the key reference*]
4. Selection process and approval mechanism

# Process, actors, timeline





# Steps to final draft



# EU SDG indicator set: 2018 review

**Purpose:** make sure that it includes the most relevant and highest quality indicators

**When:**  
Dec. 2017 to  
Mar. 2018

**Who:** Eurostat,  
Commission services,  
NSIs, stakeholders

## Expected outcome:


- A few indicator replacements (currently 6)
- A few indicator modifications (currently 9)
- A list of indicators “on hold” for future consideration (currently 18)

# Eurostat 2017 EU SDG monitoring package

## Monitoring report & Brochure



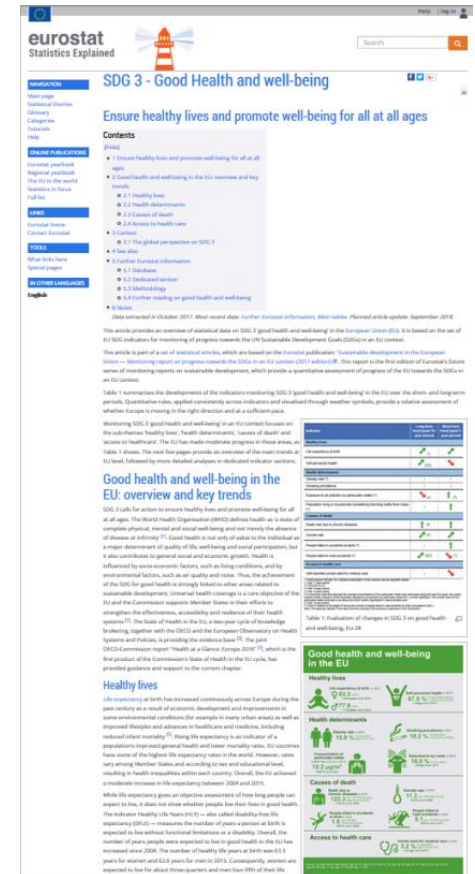
## Online database



## Dedicated website



## Statistics Explained




# Indicator metadata: from ESMS 2.0 ...


Eurostat metadata	
Reference metadata	
1. <a href="#">Contact</a>	
2. <a href="#">Metadata update</a>	
( 3. <a href="#">Statistical presentation</a> )	
4. <a href="#">Unit of measure</a>	
5. <a href="#">Reference Period</a>	
<del>6. <a href="#">Institutional Mandate</a></del>	
<del>7. <a href="#">Confidentiality</a></del>	
<del>8. <a href="#">Release policy</a></del>	
9. <a href="#">Frequency of dissemination</a>	
( 10. <a href="#">Accessibility and clarity</a> )	
<del>11. <a href="#">Quality management</a></del>	
( 12. <a href="#">Relevance</a> )	
( 13. <a href="#">Accuracy</a> )	
( 14. <a href="#">Timeliness and punctuality</a> )	
( 15. <a href="#">Coherence and comparability</a> )	
<del>16. <a href="#">Cost and Burden</a></del>	
<del>17. <a href="#">Data revision</a></del>	
( 18. <a href="#">Statistical processing</a> )	
19. <a href="#">Comment</a>	
<a href="#">Related Metadata</a>	
<a href="#">Annexes</a> (including footnotes)	

19 concepts

43 sub-concepts



# ... to new ESMS-IP template



Eurostat metadata	
Reference metadata	
<u>1. Contact</u>	
<u>2. Metadata update</u>	
<u>3. Relevance</u>	
<u>4. Statistical Indicator</u>	reordered
<u>5. Frequency and Timeliness of dissemination</u>	reordered
<u>6. Coverage and comparability</u>	reordered
<u>7. Accessibility and clarity</u>	
<u>8. Comment</u>	
<u>Related Metadata</u>	
<u>Annexes</u> (including footnotes)	

8 concepts

14 sub-concepts

# New Indicator Quality Profile



## Employment rate by sex (sdg\_08\_30)

Indicator Profile (ESMS)

Data tables:

Compiling agency: Eurostat, the statistical office of the European Union

### Eurostat metadata

#### Reference metadata

- [1. Contact](#)
- [2. Metadata update](#)
- [3. Relevance](#)
- [4. Statistical Indicator](#)
- [5. Frequency and Timeliness of dissemination](#)
- [6. Coverage and comparability](#)
- [7. Accessibility and clarity](#)
- [8. Comment](#)
- [Related Metadata](#)
- [Annexes](#) (including footnotes)

### Eurostat Quality Profile





	<a href="#">4.5. Source data</a>	ESS (LFS)
new	<a href="#">5.1. Frequency of dissemination</a>	Every year
new	<a href="#">5.2. Timeliness</a>	T-1 year
new	<a href="#">6.1. Reference area</a>	All EU MS
	<a href="#">6.2. Comparability - geographical</a>	All EU MS
new	<a href="#">6.3. Coverage - Time</a>	> 10 years
	<a href="#">6.4. Comparability - over time</a>	> 4 data points

Description of Eurostat quality grading system under the following [link](#).

# Levels of evaluation

- Evaluation of **individual indicators**:
  - ✓ 17 with an existing quantitative policy target:  
„Is the EU on track to reach the target?“
  - ✓ 83 without a quantitative target:  
„Is the EU moving in the right direction with regards to...?“
- **Goal-level** evaluation (a communication tool):  
„Is the EU progressing towards SDG x?“

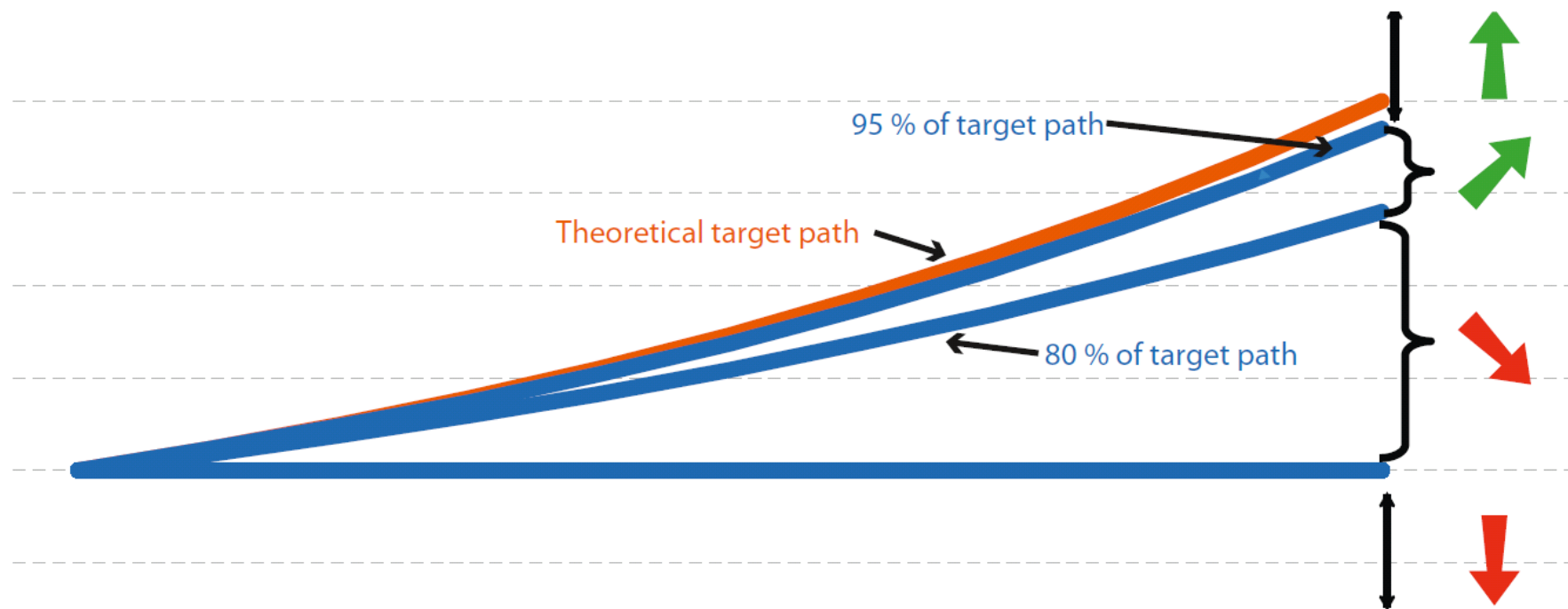
# Evaluation of indicators with and without a policy target

Icon	Thresholds		Interpretation
	With target	$\text{CAGR} \geq 95\% \text{ of target path}$	Significant progress towards SD objectives
	Without target	$\text{CAGR} \geq 1\% \text{ in desired direction}$	
	With target	$\text{CAGR} \geq 80\% \text{ and } < 95\% \text{ of target path}$	Moderate progress towards SD objectives
	Without target	$\text{CAGR} \geq 0 \text{ and } < 1\% \text{ in desired direction}$	
	With target	$\text{CAGR} \geq 0\% \text{ and } < 80\% \text{ of target path}$	Moderate movement away from SD objectives
	Without target	$\text{CAGR} \geq -1\% \text{ and } < 0\% \text{ in desired direction}$	
	With target	$\text{CAGR opposite to target path}$	Significant movement away from SD objectives
	Without target	$\text{CAGR} < -1\% \text{ in desired direction}$	

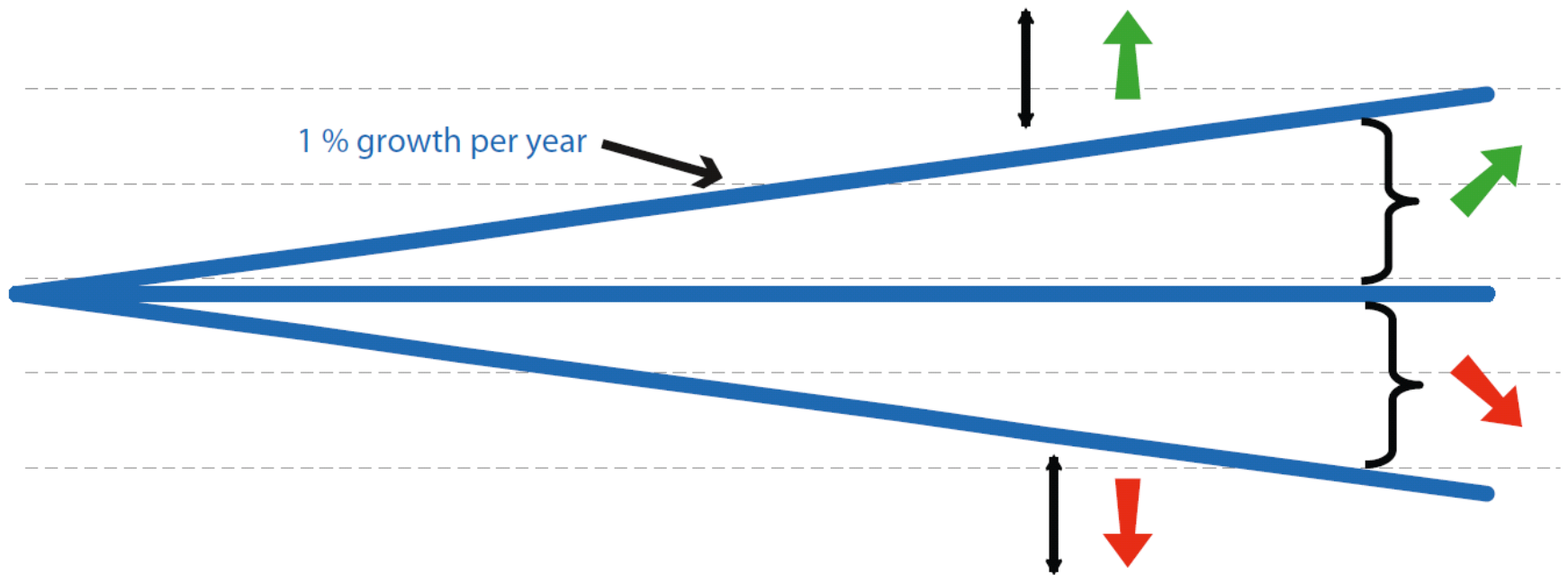
*CAGR: Compound Annual Growth Rate*



# Indicators with a policy target

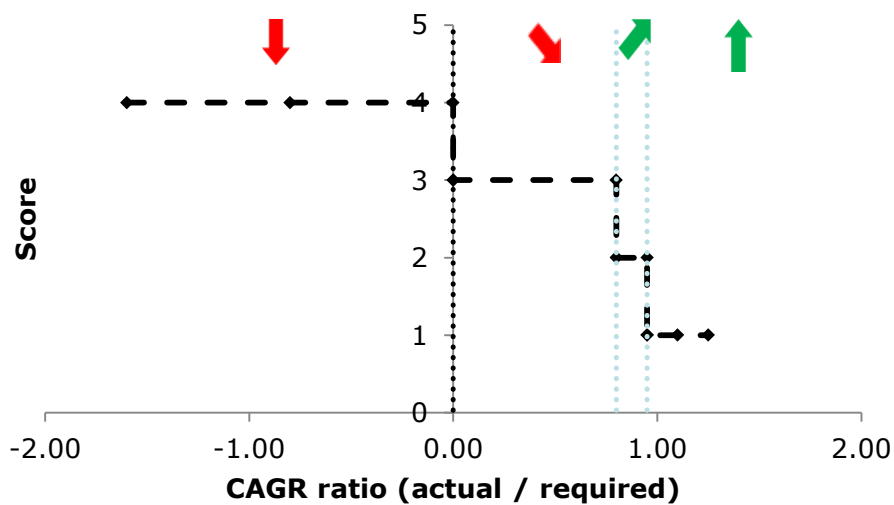


# Indicators without policy targets

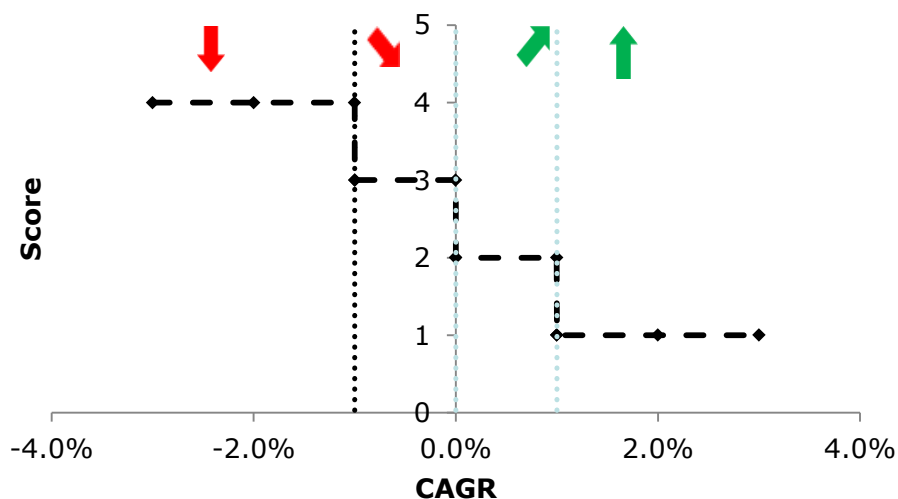


# Goal-level evaluation

Indicators with policy targets



Indicators without policy targets



## Average of individual indicators' scores



# Thank you for your attention

## Questions? Comments?



[nicola.massarelli@ec.europa.eu](mailto:nicola.massarelli@ec.europa.eu)

Eurostat's EU SDG dedicated website:  
<http://ec.europa.eu/eurostat/web/sdi/overview>