

The European Commission's science and knowledge service

Joint Research Centre



The Cultural and Creative Cities Monitor 2019 Edition

 #EUCreativeCities

Valentina Montalto, Carlos Jorge Tacao Moura, Valentina Alberti, Francesco Panella, Michaela Saisana

November 7th 2019

Composite Indicators and Scoreboards – Community of Practice

Session 3: Creative and inclusive cities





Visit Exhibitions Calendar Collection **About** Shop

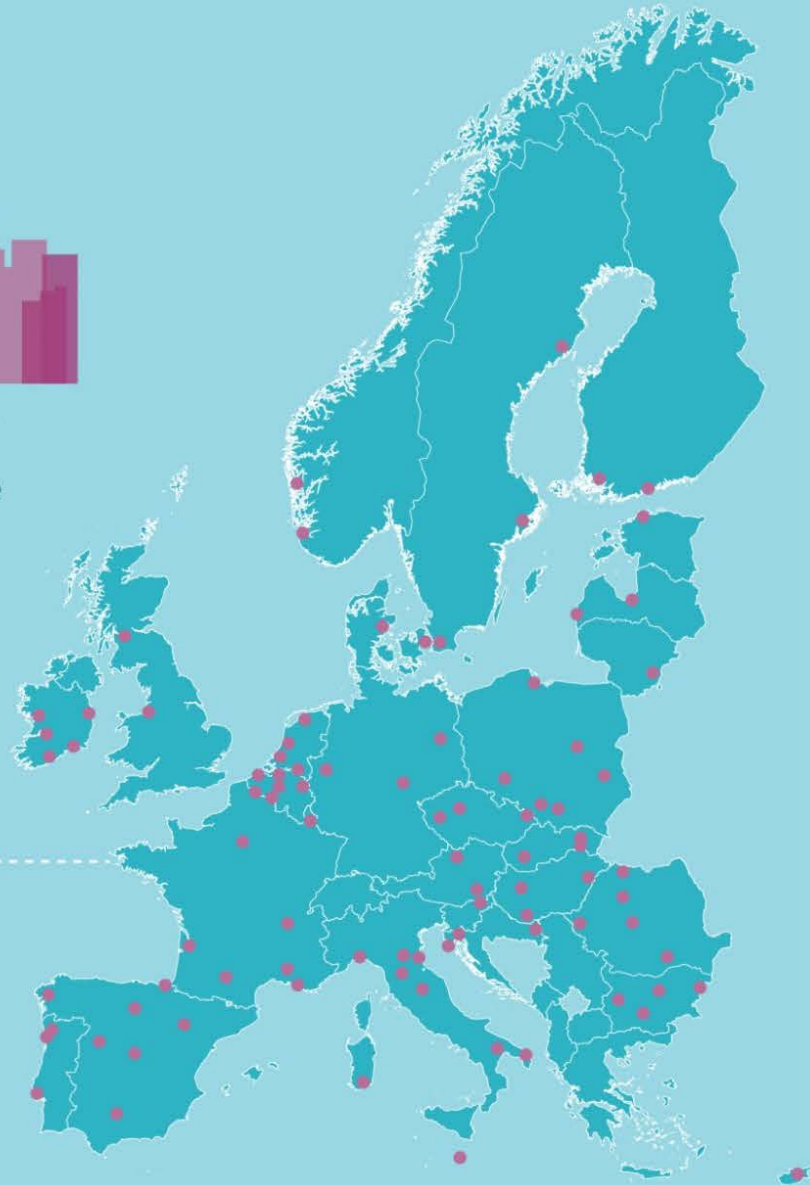
SWEDISH MUSEUM OF THE
YEAR 2019!



The Cultural and Creative Cities Monitor

2019 Edition





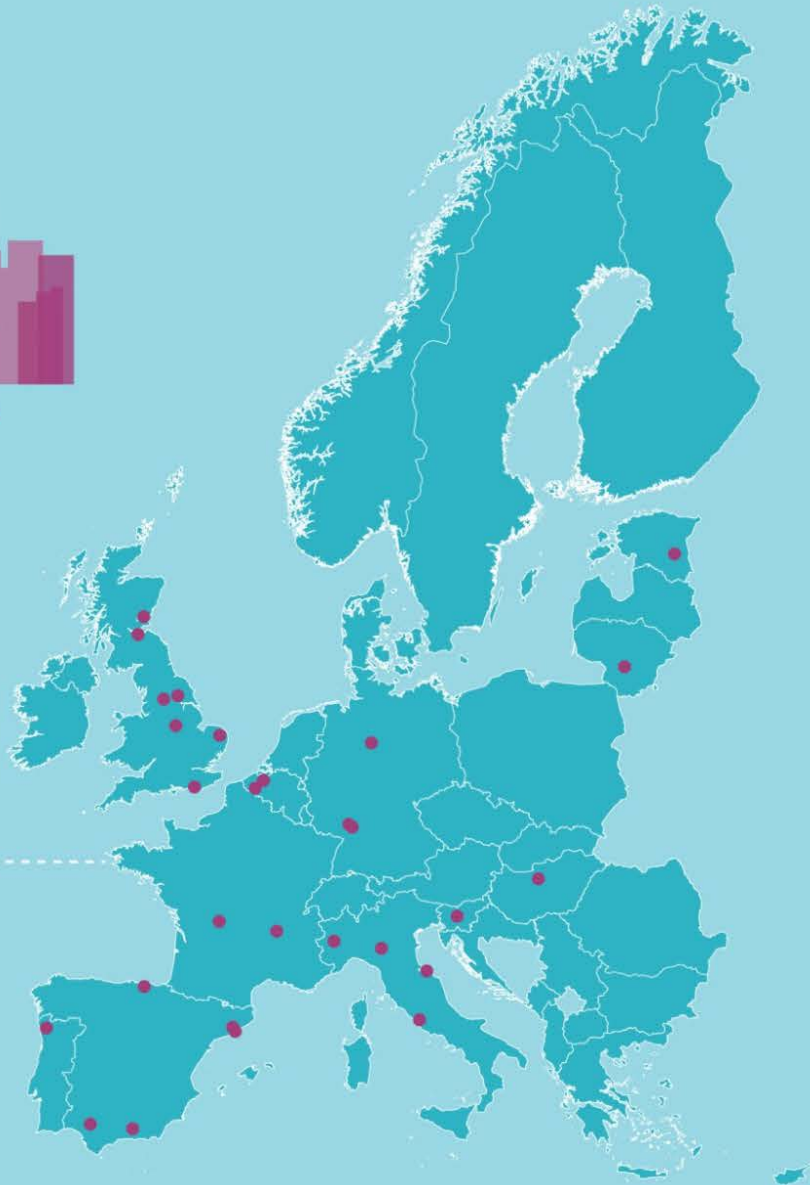
190

Cultural and Creative cities



33

• UNESCO Creative Cities



European
Commission

190

Cultural and Creative cities



59

• Cities hosting at least two international cultural festivals



+22 CITIES compared to the 2017 edition

190

Cultural and Creative cities

98

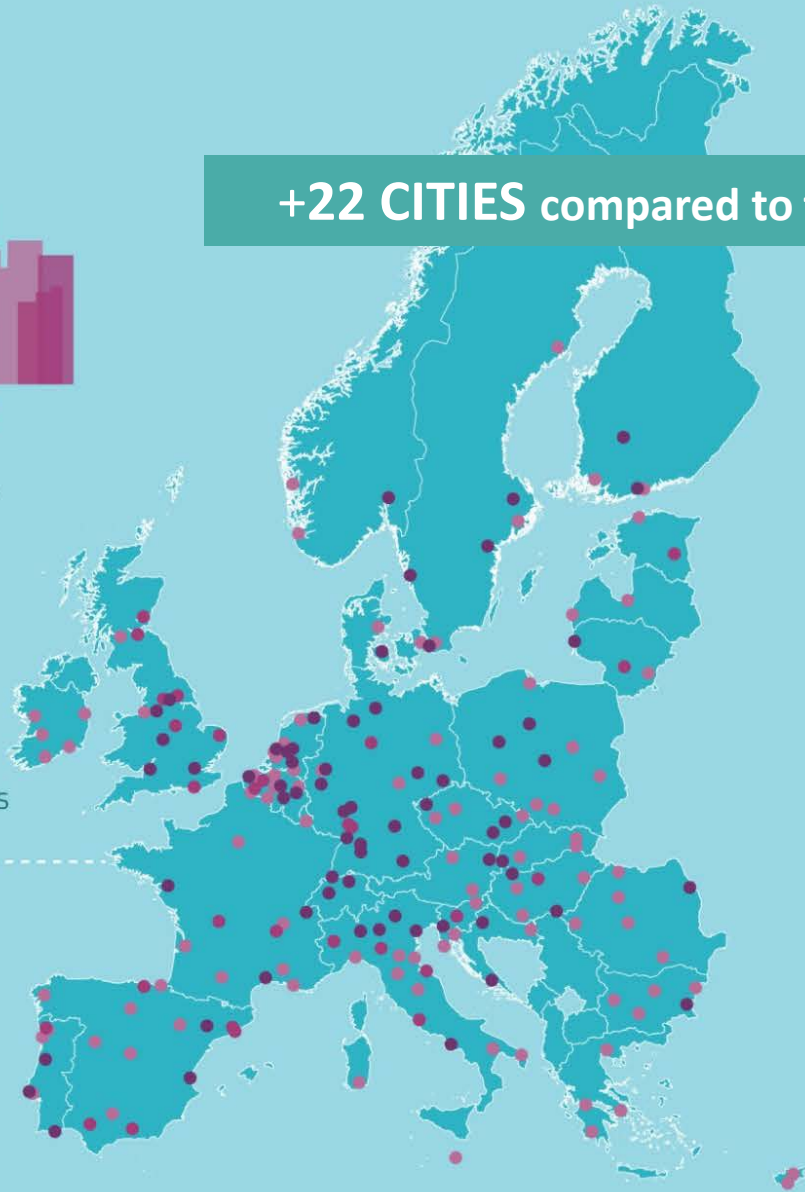
European Capitals of Culture

33

UNESCO Creative Cities










59










Cities hosting at least two international cultural festivals












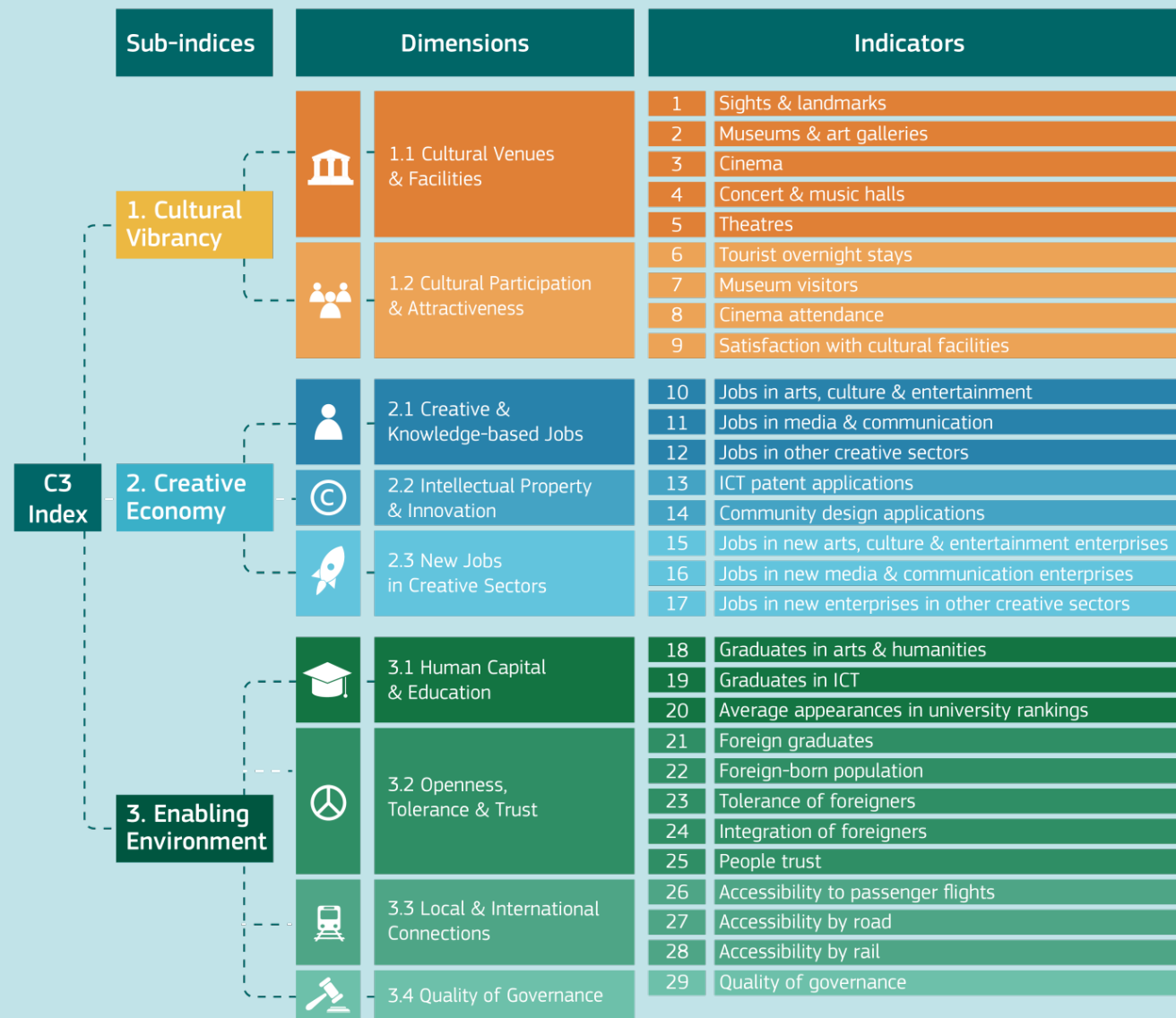
Indicators	
1	Sights & landmarks
2	Museums & art galleries
3	Cinema
4	Concert & music halls
5	Theatres
6	Tourist overnight stays
7	Museum visitors
8	Cinema attendance
9	Satisfaction with cultural facilities
10	Jobs in arts, culture & entertainment
11	Jobs in media & communication
12	Jobs in other creative sectors
13	ICT patent applications
14	Community design applications
15	Jobs in new arts, culture & entertainment enterprises
16	Jobs in new media & communication enterprises
17	Jobs in new enterprises in other creative sectors
18	Graduates in arts & humanities
19	Graduates in ICT
20	Average appearances in university rankings
21	Foreign graduates
22	Foreign-born population
23	Tolerance of foreigners
24	Integration of foreigners
25	People trust
26	Accessibility to passenger flights
27	Accessibility by road
28	Accessibility by rail
29	Quality of governance

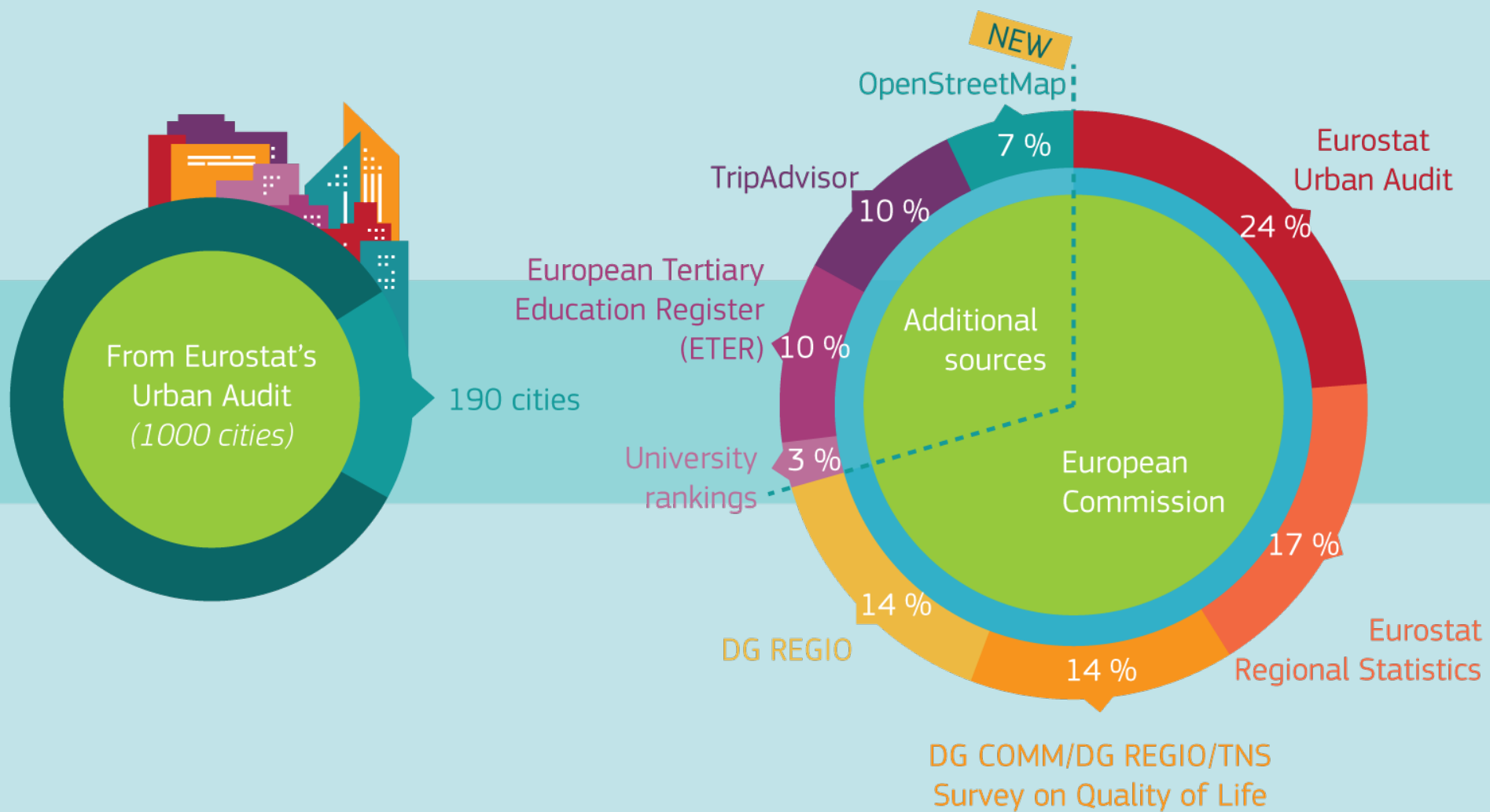
Dimensions		Indicators	
	1.1 Cultural Venues & Facilities	1	Sights & landmarks
		2	Museums & art galleries
		3	Cinema
		4	Concert & music halls
		5	Theatres
	1.2 Cultural Participation & Attractiveness	6	Tourist overnight stays
		7	Museum visitors
		8	Cinema attendance
		9	Satisfaction with cultural facilities
	2.1 Creative & Knowledge-based Jobs	10	Jobs in arts, culture & entertainment
	2.2 Intellectual Property & Innovation	11	Jobs in media & communication
		12	Jobs in other creative sectors
	2.3 New Jobs in Creative Sectors	13	ICT patent applications
		14	Community design applications
		15	Jobs in new arts, culture & entertainment enterprises
		16	Jobs in new media & communication enterprises
		17	Jobs in new enterprises in other creative sectors
	3.1 Human Capital & Education	18	Graduates in arts & humanities
	3.2 Openness, Tolerance & Trust	19	Graduates in ICT
		20	Average appearances in university rankings
		21	Foreign graduates
		22	Foreign-born population
		23	Tolerance of foreigners
		24	Integration of foreigners
		25	People trust
	3.3 Local & International Connections	26	Accessibility to passenger flights
		27	Accessibility by road
		28	Accessibility by rail
	3.4 Quality of Governance	29	Quality of governance

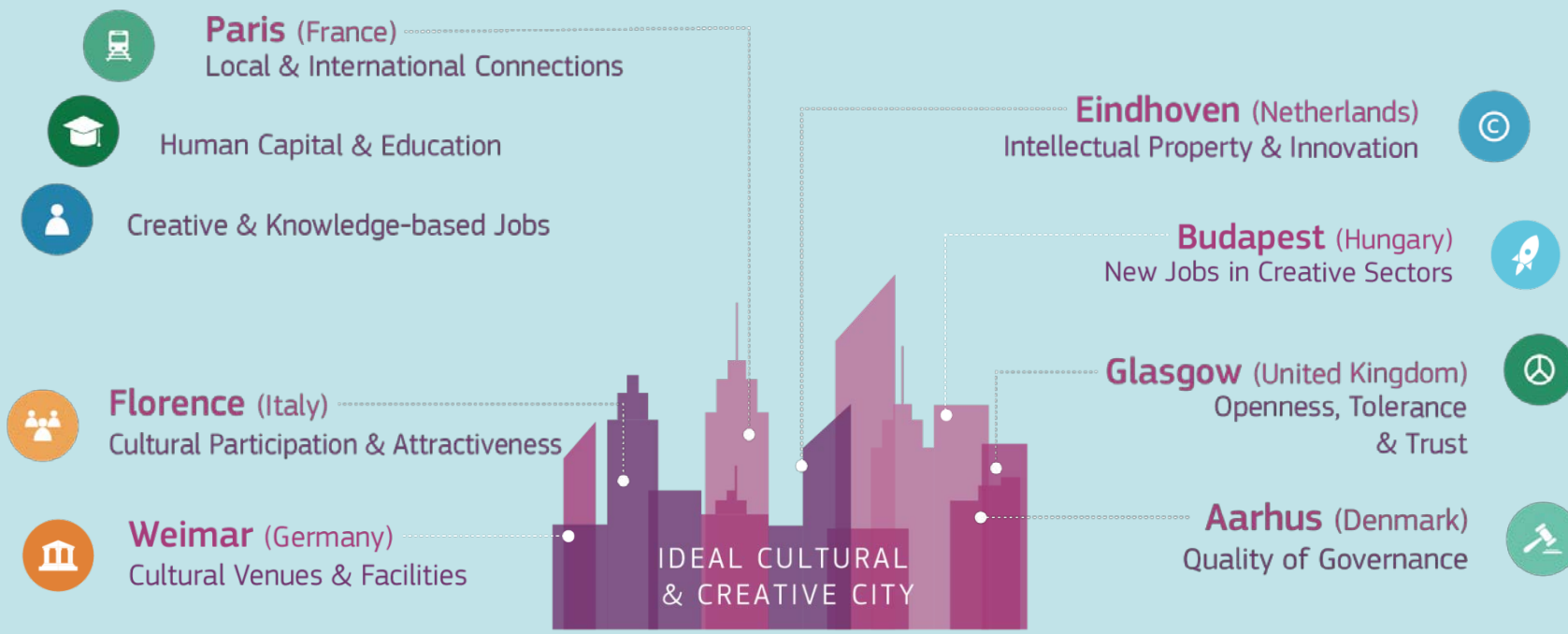
Sub-indices	Dimensions		Indicators	
1. Cultural Vibrancy		1.1 Cultural Venues & Facilities	1	Sights & landmarks
			2	Museums & art galleries
		1.2 Cultural Participation & Attractiveness	3	Cinema
			4	Concert & music halls
			5	Theatres
			6	Tourist overnight stays
			7	Museum visitors
			8	Cinema attendance
			9	Satisfaction with cultural facilities
		2.1 Creative & Knowledge-based Jobs	10	Jobs in arts, culture & entertainment
		2.2 Intellectual Property & Innovation	11	Jobs in media & communication
			12	Jobs in other creative sectors
		2.3 New Jobs in Creative Sectors	13	ICT patent applications
			14	Community design applications
			15	Jobs in new arts, culture & entertainment enterprises
			16	Jobs in new media & communication enterprises
			17	Jobs in new enterprises in other creative sectors
		3.1 Human Capital & Education	18	Graduates in arts & humanities
		3.2 Openness, Tolerance & Trust	19	Graduates in ICT
			20	Average appearances in university rankings
			21	Foreign graduates
			22	Foreign-born population
			23	Tolerance of foreigners
		3.3 Local & International Connections	24	Integration of foreigners
			25	People trust
			26	Accessibility to passenger flights
		3.4 Quality of Governance	27	Accessibility by road
			28	Accessibility by rail
			29	Quality of governance

Sub-indices	Dimensions		Indicators	
1. Cultural Vibrancy		1.1 Cultural Venues & Facilities	1	Sights & landmarks
			2	Museums & art galleries
			3	Cinema
			4	Concert & music halls
			5	Theatres
		1.2 Cultural Participation & Attractiveness	6	Tourist overnight stays
			7	Museum visitors
			8	Cinema attendance
			9	Satisfaction with cultural facilities
2. Creative Economy		2.1 Creative & Knowledge-based Jobs	10	Jobs in arts, culture & entertainment
			11	Jobs in media & communication
			12	Jobs in other creative sectors
		2.2 Intellectual Property & Innovation	13	ICT patent applications
			14	Community design applications
		2.3 New Jobs in Creative Sectors	15	Jobs in new arts, culture & entertainment enterprises
			16	Jobs in new media & communication enterprises
			17	Jobs in new enterprises in other creative sectors
		3.1 Human Capital & Education	18	Graduates in arts & humanities
			19	Graduates in ICT
			20	Average appearances in university rankings
		3.2 Openness, Tolerance & Trust	21	Foreign graduates
			22	Foreign-born population
			23	Tolerance of foreigners
			24	Integration of foreigners
			25	People trust
		3.3 Local & International Connections	26	Accessibility to passenger flights
			27	Accessibility by road
			28	Accessibility by rail
		3.4 Quality of Governance	29	Quality of governance

Sub-indices	Dimensions		Indicators	
1. Cultural Vibrancy		1.1 Cultural Venues & Facilities	1	Sights & landmarks
			2	Museums & art galleries
			3	Cinema
			4	Concert & music halls
			5	Theatres
		1.2 Cultural Participation & Attractiveness	6	Tourist overnight stays
			7	Museum visitors
			8	Cinema attendance
			9	Satisfaction with cultural facilities
2. Creative Economy		2.1 Creative & Knowledge-based Jobs	10	Jobs in arts, culture & entertainment
			11	Jobs in media & communication
			12	Jobs in other creative sectors
		2.2 Intellectual Property & Innovation	13	ICT patent applications
			14	Community design applications
		2.3 New Jobs in Creative Sectors	15	Jobs in new arts, culture & entertainment enterprises
			16	Jobs in new media & communication enterprises
			17	Jobs in new enterprises in other creative sectors
3. Enabling Environment		3.1 Human Capital & Education	18	Graduates in arts & humanities
			19	Graduates in ICT
			20	Average appearances in university rankings
		3.2 Openness, Tolerance & Trust	21	Foreign graduates
			22	Foreign-born population
			23	Tolerance of foreigners
			24	Integration of foreigners
			25	People trust
		3.3 Local & International Connections	26	Accessibility to passenger flights
			27	Accessibility by road
		3.4 Quality of Governance	28	Accessibility by rail
			29	Quality of governance









20 cities



Florence-IT



40 cities



Copenhagen-DK



40 cities



79 cities



Lund-SE







In **42 %** of the European cities analysed more than 50 % of the inhabitants live less than 2km away from the closest cultural venue



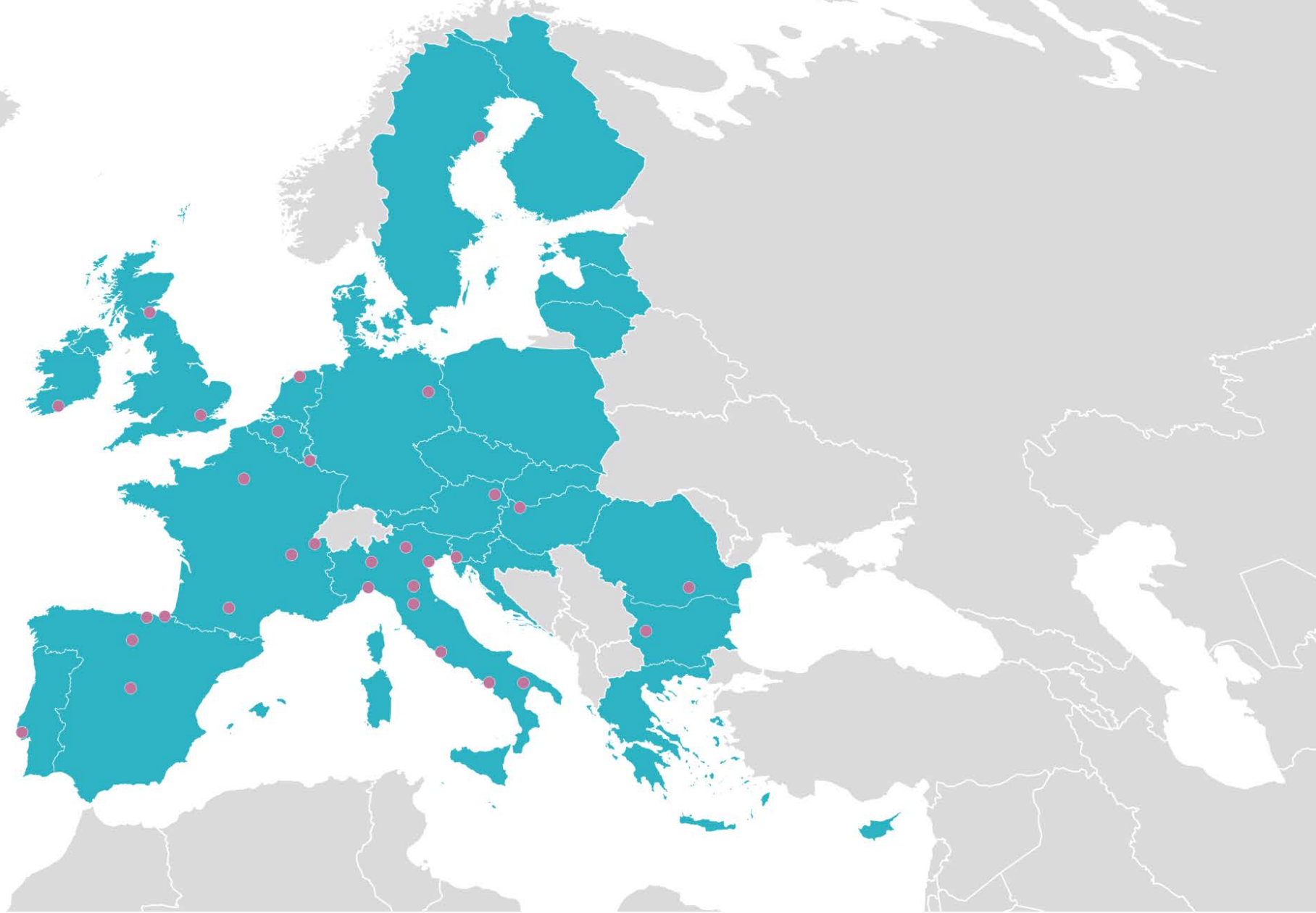
More than **70 %** of cultural venues are easily accessible by public transport



2km



In 2018,
presented at
**+20 high level
policy events**
across Europe



Creative Győr

The cultural and creative economic strategy of the Local Government of Győr Municipality

(2019-2028)

Győr



Creative & Knowledge Based Jobs

13.6



Linz



Creative & Knowledge Based Jobs

41.7



European
Commission

Biggest challenge(s)



Mcmurryjulia – needpix.com



Pixabay License – Free for non-commercial use
Attribution not required



European
Commission

Dissemination tips

Dare to connect
with major
multipliers
(at the right time)

Proact
engag
key

FINANCIAL TIMES

FRIDAY 14 JULY 2017

WORLD BUSINESS NEWSPAPER

UK £2.30 Channel Islands £3.00, Republic of Ireland €3.00

Gillian Tett

What would Gary Cohn bring to the Fed chair role? — COMMENT, PAGE 13

Winter isn't coming

Game of Thrones' HBO is thriving in world of disrupters — COMPANIES, PAGE 17



Bolivarian bourgeoisie

How a few became rich in a starving Venezuela — FT INVESTIGATION, PAGE 11

London goes on offensive in effort to entice Aramco IPO

- Reforms open door for \$2tn listing
- Battle heats up with rival New York

CAROLINE BIRNHAM, DAN MCCURRY AND HANNAH MURPHY

The UK has gone on the offensive in its battle to win the world's largest public offering from New York by proposing a new listing for state-owned companies that would loosen governance restrictions on Saudi Aramco if it chose London for its mooted \$2tn flotation.

Britain's Financial Conduct Authority said yesterday that it was planning to create a new category within its "premium" listing rules that would exempt companies controlled by governments from some curbs that apply to oligarchs or other private groups.

At present, overseas groups rarely seek a premium listing on the main London market, which entails adherence to rigorous governance standards, but a standard listing is seen as second-best and would put off many investors.

The FCA move is part of broader plans by the agency to reform equity and debt markets in an attempt to keep the UK open for business after Brexit.

But it is also a sign of how the UK is attempting to use all available incentives to lure the world's largest oil producer to the London Stock Exchange.

Saudi Arabia is seeking to sell 5 per cent of Saudi Aramco, its national oil company, in a deal that promises a fee bonanza for advisers.

The kingdom has narrowed its choice of venue for the IPO, scheduled for late 2018, to New York and London, and Theresa May, UK prime minister, and Xavier Rolet, head of the London stock Exchange Group, travelled to Saudi

Arabia this year in a lobbying effort. The UK regulator's proposals come just four years after Britain's listing regime had to be tightened after a string of governance failures at overseas groups run by foreign tycoons, including mining groups ENRC and Bunn.

Both became cautionary tales about the dangers of bringing resource companies from emerging markets to the London bourse. A criminal investigation by the UK's Serious Fraud Office into ENRC, which crashed out of the FTSE four years ago amid allegations of corruption, is under way.

Under the new category's proposed rules, a sovereign shareholder would not be treated as a related party, meaning it would not need prior shareholder approval for a transaction between the government and the company.


Since March, the FCA has been asked by government to keep the competitiveness of the UK's financial assets in mind when forming policy — something the FCA and the Bank of England previously argued against.

Andrew Bailey, the FCA's chief executive, denied that the plans were formulated with Saudi Aramco in mind, or that the FCA had succumbed to political or industry pressure.

The FCA published its initial thoughts on a new listing category in February. "We are not under pressure at all," Mr Bailey said.

Additional reporting by Kate Burgess Editorial Comment page 12 Lombard page 20 Red carpet rolled out page 20

Liu Xiaobo Death of a Chinese dissident



"I hope I am not the type of person who, standing at the doorway to hell, strikes a heroic pose and then starts frowning in indecision"

Liu Xiaobo, the Chinese dissident and Nobel Peace Prize laureate, died of liver cancer yesterday. He was 61.

Liu, a veteran of the Tiananmen Square protests, was, in 2009, sentenced to 11 years in prison after writing Charter 08,

a manifesto calling for multi-party democracy in China. His essay "I have no enemies" was read before an empty chair at the Nobel awards ceremony in Oslo in 2010.

Liu is the first Nobel Peace Prize winner to die in custody since Carl von Ossietzky,

who was imprisoned in Germany.

While Liu was transferred from jail to a hospital, he remained a prisoner until he died. His wife, in effect, under house arrest since he was arrested, died in 2015. **Obituary page 6**

Briefing

► **Fox move for Sky heads to full inquiry**
21st Century Fox has declined to take a new offer to protect the editorial independence of Sky News, almost certainly triggering a full inquiry into the US group's £11.7bn deal for broadcaster Sky. — PAGE 15

► **May faces 'hell' over repeal bill**
Theresa May published the repeal bill that ends the supremacy of EU law, as her opponents warned that she faces "hell" at Westminster and a Scottish fight to get it passed. — PAGE 2; MARTIN WOLF, PAGE 12

► **Rollercoaster Wanda deal eases woes**
Wanda's \$9.3bn sale of theme-park assets to Sunac cuts borrowing and opens the way to an IPO. It also eases fears that its borrowing presents a risk to the banking system. — PAGE 18

► **France to appeal against Google tax win**
The French government will appeal against a Paris court decision that Google did not have to pay more than €1.3bn in back taxes, even as the prime minister praised Google as a "wealth creator". — PAGE 4

► **Tata paid bosses £25m after pensions cut**
Tata Steel paid its top European managers loyalty bonuses of about £25m after its UK staff accepted a pension cut to keep the business alive, a move likely to anger the workforce of the steelmaker. — PAGE 19

► **Lula prison sentence divides Brazilians**
Brazilians have taken to the streets to march for and against the jail sentencing of ex-president Luiz Inácio Lula da Silva, whose very name splits Brazilians as few others. — PAGE 6; EDITORIAL COMMENT, PAGE 12

► **Butter crisis spreads across Europe**
Rising demand and a decline in milk production has doubled butter prices, with French bakeries seeking to charge more for croissants and Britons warned of a shortage at Christmas. — PAGE 24

Datawatch

Cultural and creative cities



Source: European Creative Cities



City profiles



Country profiles



Docs & data



Create your own Monitor



Add your own city



Policy scenario builder



Thank you!



Cultural and Creative Cities Monitor

<https://composite-indicators.jrc.ec.europa.eu/cultural-creative-cities-monitor/>

COIN on EU Science Hub

<https://ec.europa.eu/jrc/en/coin>

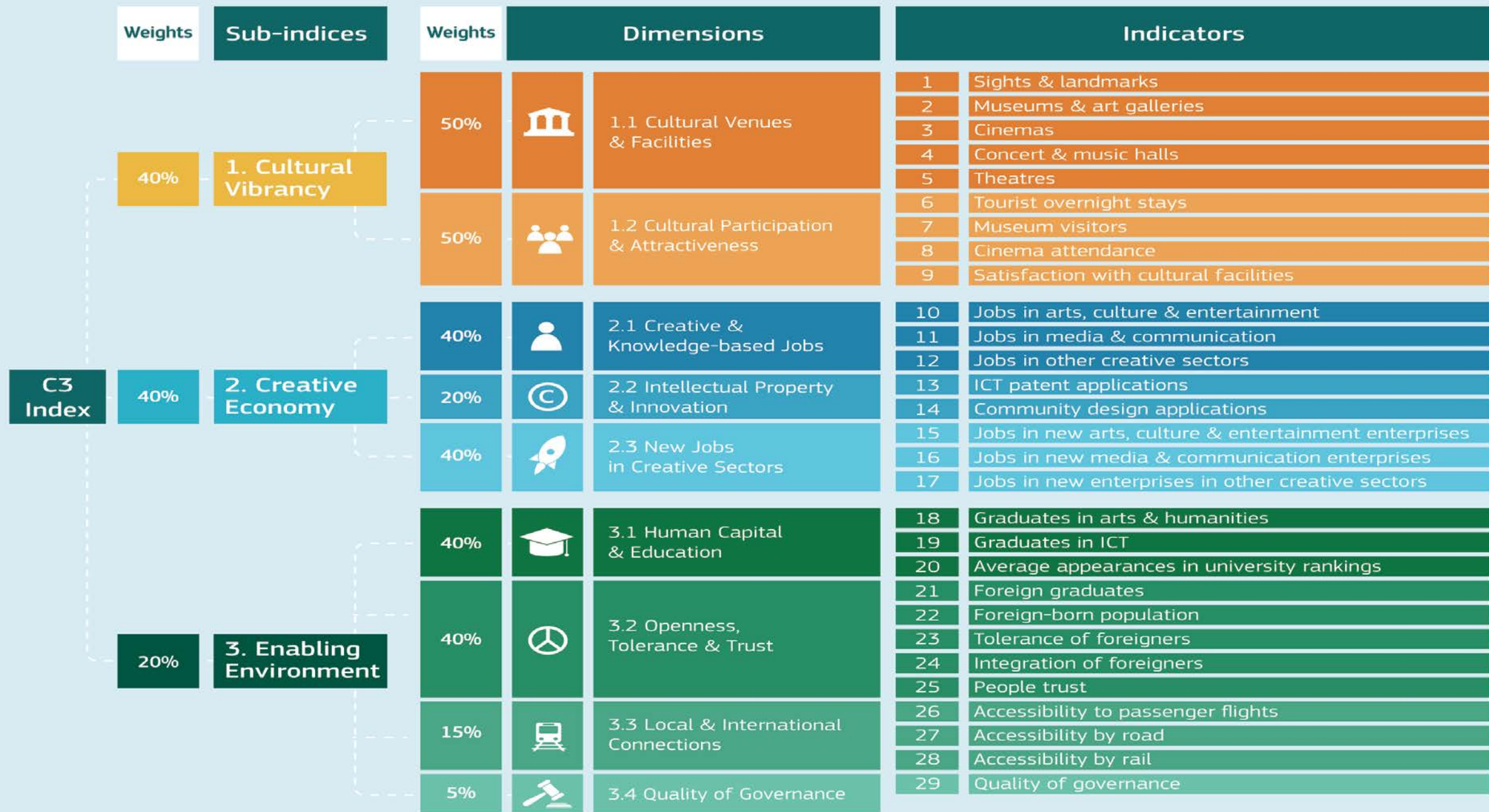
COIN tools are available on:

<https://composite-indicators.jrc.ec.europa.eu/>

The European Commission's Competence Centre
on Composite Indicators and Scoreboards



Annexes



AT	Graz	ES	Santiago	IT	Ravenna	SE	Stockholm	PT	Braga	DE	Leipzig	PT	Sintra
AT	Linz	ES	Zaragoza	LT	Kaunas	SE	Umeå	SE	Norrköping	DE	Mainz	RO	Iași
BE	Antwerp	FI	Helsinki	LT	Klaipėda	SI	Maribor	SI	Ljubljana	DE	Munich	SE	Gothenburg
BE	Bruges	FI	Turku	LT	Vilnius	SK	Košice	UK	Bradford	DE	Nuremberg	SE	Malmö
BE	Brussels	FR	Avignon	LU	Luxembourg	SK	Nitra	UK	Bristol	DE	Stuttgart	SE	Uppsala
BE	Mons	FR	Bordeaux	LV	Liepāja	SK	Prešov	UK	Dundee	DK	Odense	SK	Bratislava
BG	Plovdiv	FR	Lille	LV	Rīga	UK	Glasgow	UK	Edinburgh	ES	Lleida	UK	Birmingham
BG	Sofia	FR	Lyon	MT	Valletta	UK	Liverpool	UK	Manchester	ES	Valencia	UK	Brighton and Hove
BG	Varna	FR	Marseille	NL	Amsterdam	BE	Ghent	UK	Norwich	FI	Espoo	UK	Leeds
BG	Veliko Tarnovo	FR	Paris	NL	Eindhoven	BE	Kortrijk	UK	Nottingham	FI	Tampere	UK	London
CY	Nicosia	FR	Toulouse	NL	Leeuwarden	CZ	Brno	UK	York	FR	Montpellier	<div>1. European Capital of Culture</div> <div>2. UNESCO Creative City</div> <div>3. Festivals</div>	
CZ	Ostrava	HR	Osijek	NL	Maastricht	DE	Hannover	AT	Vienna	FR	Nantes		
CZ	Pilsen	HR	Pula	NL	Rotterdam	DE	Heidelberg	BE	Leuven	HR	Split		
CZ	Prague	HR	Rijeka	NO	Bergen	DE	Mannheim	BE	Liège	HR	Zagreb		
DE	Berlin	HU	Debrecen	NO	Stavanger	EE	Tartu	BE	Namur	HU	Szeged		
DE	Essen	HU	Győr	PL	Gdańsk	ES	Barcelona	BE	Ostend	IT	Brescia		
DE	Weimar	HU	Pécs	PL	Katowice	ES	Bilbao	CH	Basel	IT	Naples		
DK	Aarhus	HU	Veszprém	PL	Kraków	ES	Granada	CH	Bern	IT	Trento		
DK	Copenhagen	IE	Cork	PL	Lublin	ES	Seville	CH	Geneva	IT	Trieste		
EE	Tallinn	IE	Dublin	PL	Warsaw	ES	Terrassa	CH	Zurich	IT	Venice		
EL	Athens	IE	Galway	PL	Wrocław	FR	Limoges	CY	Limassol	NL	Amersfoort		
EL	Kalamata	IE	Limerick	PT	Guimarães	FR	Saint-Etienne	CZ	Karlovy Vary	NL	Groningen		
EL	Patras	IE	Waterford	PT	Lisbon	HU	Budapest	CZ	Olomouc	NL	Leiden		
EL	Thessaloniki	IT	Bologna	PT	Porto	IT	Milan	DE	Bochum	NL	's-Hertogenbosch		
ES	Burgos	IT	Cagliari	RO	Baia Mare	IT	Parma	DE	Bremen	NL	The Hague		
ES	Cordova	IT	Florence	RO	Bucharest	IT	Pesaro	DE	Cologne	NO	Oslo		
ES	Las Palmas	IT	Genoa	RO	Cluj-Napoca	IT	Rome	DE	Dresden	PL	Poznań		
ES	Madrid	IT	Lecce	RO	Sibiu	IT	Turin	DE	Frankfurt	PL	Toruń		
ES	Salamanca	IT	Matera	RO	Timișoara	NL	Utrecht	DE	Hamburg	PT	Coimbra		
ES	San Sebastián-Donostia	IT	Perugia	SE	Lund	PL	Łódź	DE	Karlsruhe	PT	Faro		

Conceptual framework

Sub-index	Dimension	Indicator		Short description	Short explanation of updates	Geo level	Ref. period	Mode year	Availability	Source
Cultural Vibrancy	Cultural Venues & Facilities	1	Sights & landmarks	Points of historical, cultural and or artistic interest, such as architectural buildings, religious sites, monuments and statues, churches and cathedrals, bridges, towers and fountains, amongst other things, divided by the total population and then multiplied by 100,000.	2019 cities: updated with data from 2019 web extraction due to new classification used by TripAdvisor.	City	2019	2019	100%	TripAdvisor
		2	Museums & art galleries	Number of museums and art galleries that are open to the public divided by the total population and then multiplied by 100,000.	Updated scope and name (Museums --> Museums & art galleries).	City	2019	2019	100%	TripAdvisor
		3	Cinemas	Number of cinema seats in the city divided by the total population and then multiplied by 1,000.	Updated at source (Eurostat Urban Audit --> OpenStreetMap) and name (Cinema seats --> Cinemas).	City	2019	2019	99%	OpenStreetMap
		4	Concert & music halls	Number of theatres and other music venues (concert halls, clubs, etc.) divided by the total population and then multiplied by 100,000.	Updated scope and name (Concerts & shows --> Concert & music halls). Data from 2019 web extraction.	City	2019	2019	100%	TripAdvisor
		5	Theatres	Number of theatres in the city divided by the total population and then multiplied by 100,000.	Updated at source (Eurostat Urban Audit --> OpenStreetMap).	City	2019	2019	99%	OpenStreetMap
	Cultural Participation & Attractiveness	6	Tourist overnight stays	Total annual number of nights that tourists/guests have spent in tourist accommodation establishments (hotel or similar) divided by the total population.	No change	City	2011-2017	2017	87%	Eurostat (Urban Audit)
		7	Museum visitors	Total number of museum tickets sold during the reference year divided by the total population and then multiplied by 1,000.	No change	City	2011-2017	2011	81%	Eurostat (Urban Audit)
		8	Cinema attendance	Total number of tickets sold, referring to all films screened during the year, divided by the total population and then multiplied by 1,000.	No change	City	2011-2017	2011	62%	Eurostat (Urban Audit)
		9	Satisfaction with cultural facilities	Percentage of population that is very satisfied with cultural facilities in the city.	No change	City	2015	2015	32%	Flash Eurobarometer 366 by TNS/EC (Survey on 'Quality of life in cities')

Creative Economy	Creative & Knowledge-based Jobs	10	Jobs in arts, culture & entertainment	Number of jobs in arts, culture- and entertainment-related activities such as performing arts, museums and libraries, divided by the total population and then multiplied by 1,000 (NACE Rev. 2, R-U).	No change	City	2011-2017	2011	88%	Eurostat (Urban Audit)
		11	Jobs in media & communication	Number of jobs in media and communication-related activities such as book and music publishing, film production and TV, divided by the total population and then multiplied by 1,000 (NACE Rev. 2, J).	No change	City	2011-2017	2016	87%	Eurostat (Urban Audit)
		12	Jobs in other creative sectors	Number of jobs in professional, scientific and technical, administrative and support service activities such as architecture, advertising, design, and photographic activities, divided by the total population and then multiplied by 1,000 (NACE Rev. 2, M-N).	No change	City	2011-2017	2016	87%	Eurostat (Urban Audit)
	Intellectual Property & Innovation	13	ICT patent applications	Three-year average number of ICT patent applications (including: consumer electronics, computers and office machinery, and telecommunications) filed to the European Patent Office (EPO) by priority year divided by the total population and then multiplied by 1 million.	Updated at source (Eurostat Regional Statistics --> OECD Regpat)	NUTS 3	2013-2015	2013-2015	94%	OECD Regpat
		14	Community design applications	Three-year average number of Community Design applications filed to the Office for Harmonization in the Internal Market (OHIM) divided by the total population and then multiplied by 1 million.	No change	NUTS 3	2014-2016	2014-2016	97%	Eurostat (Regional Statistics)
	New Jobs in Creative Sectors	15	Jobs in new arts, culture & entertainment enterprises	Number of persons employed in the enterprises established in the reference year in arts, culture and entertainment activities such as performing arts, museums and libraries, divided by the total population and then multiplied by 100,000.	No change	NUTS 3	2010-2016	2016	63%	Eurostat (Regional Statistics)
		16	Jobs in new media & communication enterprises	Number of persons employed in the enterprises established in the reference year in in media and communication activities such as book and music publishing, film production and TV, divided by the total population and then multiplied by 100,000.	No change	NUTS 3	2010-2016	2016	63%	Eurostat (Regional Statistics)
		17	Jobs in new enterprises in other creative sectors	Number of persons employed in the enterprises established in the reference year in professional, scientific and technical activities such as architecture, advertising, design, and photographic activities, divided by the total population and then multiplied by 100,000.	No change	NUTS 3	2010-2016	2016	63%	Eurostat (Regional Statistics)

Enabling Environment	Human Capital & Education	18	Graduates in arts & humanities	Number of tertiary education graduates (ISCED 2011 levels 5-8) in arts and humanities courses in the reference year divided by the total population and then multiplied by 100,000.	No change but integrated corrections at source.	City	2013-2015	2015	89%	ETER project
		19	Graduates in ICT	Number of tertiary education graduates (ISCED 2011 levels 5-8) in Information and Communication Technologies courses in the reference year divided by the total population and then multiplied by 100,000.	No change but integrated corrections at source.	City	2011-2017	2017	89%	ETER project
		20	Average appearances in university rankings	Average number of universities' appearances in four different university rankings: QS, Shanghai, Leiden and Times.	No change	City	2018	2018	100%	QS, Shanghai, Leiden, Times rankings
	Openness, Tolerance & Trust	21	Foreign graduates	Number of foreign graduates enrolled in tertiary education courses in the reference year divided by the total number of tertiary education graduates (ISCED 2011 levels 5-8) in the same academic year.	No change but integrated corrections at source.	City	2013-2015	2015	89%	ETER project
		22	Foreign-born population	Percentage of the total population who is foreign-born.	No change	City	2011-2017	2017	84%	Eurostat (Urban Audit)
		23	Tolerance of foreigners	Percentage of the population who very strongly agrees with the statement: 'The presence of foreigners is good for this city'.	No change	City	2015	2015	30%	Flash Eurobarometer 366 by TNS/EC (Survey on 'Quality of life in cities')
		24	Integration of foreigners	Percentage of the population who very strongly agrees with the statement: 'Foreigners who live in this city are well integrated'.	No change	City	2015	2015	32%	Flash Eurobarometer 366 by TNS/EC (Survey on 'Quality of life in cities')
		25	People trust	Percentage of the population who very strongly agrees with the statement: 'Generally speaking, most people in this city can be trusted'.	No change	City	2015	2015	32%	Flash Eurobarometer 366 by TNS/EC (Survey on 'Quality of life in cities')
	Local & International Connections	26	Passenger flights	Population-weighted average number of accessible passenger flights per day, within 1h30 of travel by road.	Same source but new computational methodology.	City	2016	2016	99%	DG REGIO
		27	Potential road accessibility	Population accessible within 1h30 by road, as share of the population in a neighbourhood of 120 km radius.	Same source but new computational methodology.	City	2016	2016	99%	DG REGIO
		28	Direct trains to other cities	Population accessible within 1h30 by rail (average total travel time), as share of the population in a neighbourhood of 120 km radius.	Same source but new computational methodology.	City	2014	2014	99%	DG REGIO
	Quality of Governance	29	Quality of governance	Computed indicator measuring the quality of government in three areas of public services: education, healthcare and law enforcement.	No change	NUTS 2, NUTS 1 and NUTS 0	2017	2017	96%	DG REGIO

Selection criteria & groups definition

Type	Variable name	Short explanation	Geographical level	Reference Period	Mode year	Availability	Unit	Source
Selection variables to identify 'Cultural and Creative Cities'	European Capital of Culture (ECoC)	Binary variable: it takes value '1' if a city was European Capital of Culture or shortlisted to become one, '0' if not	City	1985-2023	Not applicable	100%	[number]	European Commission - DG EAC
	ECoC year	It corresponds to the year for which the city has been awarded the title of ECoC or shortlisted	City	1985-2023	Not applicable	100%	[number]	European Commission - DG EAC
	UNESCO Creative City	Binary variable: it takes value '1' if a city is part of the UNESCO Creative Cities Network, '0' if not	City	2004-2019	Not applicable	100%	[number]	UNESCO
	Number of film festivals	Number of international film festivals regularly going on in the city (and still on until 2017)	City	Not applicable	Not applicable	100%	[number]	Wikipedia page - List of film festivals in Europe
	Number of cultural festivals	Number of festivals which have been awarded the Europe for Festivals, Festivals for Europe (EFFE) quality label	City	2015-2018	Not applicable	100%	[number]	EFFE platform
	Total number of international cultural festivals hosted	Total number of festivals in the city, based on the sum of the previous two indicators	City	Not applicable	Not applicable	100%	[number]	Wikipedia page - List of film festivals in Europe, EFFE platform
Variables used to obtain groups of comparable peer cities*	GDP per capita in Purchasing Power Standard (PPS) at NUTS 3 level	Comparable GDP per capita	NUTS 3	2016-2017	2016	83%	[thousand Euros]	Eurostat (Regional Statistics)
	GDP per capita in Purchasing Power Standard (PPS) at metro level	Comparable GDP per capita	Metro	2014-2016	2015	95%	[thousand Euros]	Eurostat (Metropolitan Regions)
	Empl rate 20-64 at city level	Employment rate among the working age population (20-64 years old)	City	2011-2017	2011	86%	[percentage]	Eurostat (Urban Audit)
	Empl rate 20-64 at metro level	Employment rate among the working age population (20-64 years old)	Metro	2017	2017	90%	[percentage]	Urban Data Platform (UDP) based on Eurostat and LUISA Modelling Platform
	Population at 1st January at city level	Population at 1st January at city level	City	2011-2018	2017	97%	[number]	Eurostat (Urban Audit)

Qualifying cities that could not be included

Satisfied criterion	No.	City (Country)	Why not included in the Monitor	Population*
European Capital of Culture (shortlisted)	1	Dubrovnik (Croatia)	Not in Urban Audit, < 50,000 inhabitants*	42,615
	2	Elefsina (Greece)	Not in Urban Audit, < 50,000 inhabitants	29,902
	3	Martin (Slovakia)	Not in Urban Audit	54,618
	4	Paphos (Cyprus)	Not in Urban Audit, < 50,000 inhabitants	35,961
	5	Reykjavik (Iceland)	Not in Urban Audit	
	6	Rhodes (Greece)	Not in Urban Audit, < 50,000 inhabitants	49,541
	7	Segovia (Spain)	Not in Urban Audit	51,683
	8	Siena (Italy)	Not in Urban Audit	53,973
	9	Sønderborg (Denmark)	Not in Urban Audit, < 50,000 inhabitants	27,434
	10	Istanbul (Turkey)	Only a few indicators available	
UNESCO Creative City	1	Alba (Italy)	Not in Urban Audit, < 50,000 inhabitants	31,531
	2	Amarante (Portugal)	Not in Urban Audit	59,638
	3	Barcelos (Portugal)	Not in Urban Audit	123,831
	4	Carrara (Italy)	Not in Urban Audit	62,592
	5	Gabrovo (Bulgaria)	Not in Urban Audit	63,004
	6	Kolding (Denmark)	Not in Urban Audit	86,102
	7	Lillehammer (Norway)	Not in Urban Audit, < 50,000 inhabitants	28,034
	8	Dénia (Spain)	Not in Urban Audit, < 50,000 inhabitants	41,672
	9	Enghien-les-Bains (France)	Not in Urban Audit, < 50,000 inhabitants	12,044
	10	Fabriano (Italy)	Not in Urban Audit, < 50,000 inhabitants	31,924
	11	Idanha-a-Nova (Portugal)	Not in Urban Audit, < 50,000 inhabitants	11,659
	12	Óbidos (Portugal)	Not in Urban Audit, < 50,000 inhabitants	10,875
	13	Östersund (Sweden)	Not in Urban Audit, < 50,000 inhabitants	44,327
Total		23		



*50 000 inhabitants is the minimum threshold to be included in Eurostat's Urban Audit.